

*Putting Water Where it Counts!*<sup>®</sup>



**2023**

**Irrigation Equipment  
USA Catalog**

[www.antelco.com](http://www.antelco.com)



# Irrigation Equipment: Facts to Consider



- Contract a professional irrigation designer; insist on a system to suit your plants and your soil.
- Install efficient micro-irrigation emitters wherever possible.
- Install an irrigation controller with multiple programs, seasonal adjustment, and a rain switch. Consider soil moisture devices.
- Mulch around your plants to conserve water in the soil.
- Irrigate to encourage deep roots - but don't over-irrigate.
- Monitor your water use, you may need expert advice.
- Check and clean the various components of your system at the beginning and end of the irrigation season to make sure they are working properly.

## Filtration

It is easier to clean a single filter than many emitters. An effective filter which protects downstream components is an important feature of all irrigation systems.

There are four types of filters used to protect irrigation systems:

**Screen filters** – typically used for relatively clean water (eg. city water) but not recommended where organics such as algae are present. They usually consist of a plastic or stainless steel screen and should be manually cleaned on a regular basis depending on the degree of clogging that has occurred.

**Disc filters** – these are made up of plastic discs, stacked on top of one another in the filter housing. The discs are grooved according to the rating of the filter. The grooves become gradually blocked over time with the contaminants in the water. Manual cleaning involves loosening the disc cartridge and washing the discs individually.

**Sand media filters** – these filters are pressurized tanks containing sand and are primarily used where organic matter content of the water is high. The dimensions of the sand grains are chosen according to the size of the emitter orifice they are intended to protect.

**Sand separators** – strictly speaking, these are not filters, but are devices that cause the water to be rotated in the body of the equipment. Centrifugal action forces heavier particles within the water to move to the outside of the stream and then fall to the base of the separator where they are collected and can be removed.

In summary, screen and disc filters are commonly used to protect drippers, jets, sprayers and mini sprinklers irrigating residential gardens, and all four filter types are used in large-scale agricultural and commercial irrigation projects.

When specifying filtration requirements, it is necessary to refer to the minimum cross section dimensions of the drippers and the minimum nozzle size of jets, sprayers and mini sprinklers. The degree of filtration provided by a filter is described either in terms of the size of the holes in the screen in microns, or the number of holes per linear inch. The conversions given below are approximate.

## Drip irrigation

Although variable, the dimensions of the smallest pathways in drip emitters are unlikely to be less than 0.024". If organic matter is present in the water at high levels, such an emitter will require protection by a 75 micron / 200 mesh filter. If there is only inorganic matter present, a 175 micron / 80 mesh screen will be adequate.

## Jets and sprayers

Minimum orifice size is generally not less than 0.032", in which case a filter with a 100 micron / 150 mesh screen will cope with an organic load in the water. A 250 micron / 60 mesh screen will be adequate if only inorganic material is present.

## Mini sprinklers

With minimum orifice size around 0.06", filter screen size can vary from 175 micron / 80 mesh (organic matter present) to 500 micron / 35 mesh (only inorganic matter present).

If you are uncertain about the quality of your water supply, or the minimum orifice size of your chosen emitter, seek professional advice.

## Winterization

In areas with freezing climates, winterization is needed to remove water from the irrigation system to ensure freezing and expansion of water does not damage the components. This may be accomplished by draining the system or by using compressed air to purge the system. Antelco recommends using a licensed contractor when using compressed air to purge the irrigation system before freezing occurs.

# Contents



DRIPPERS

SPRAYS

SPRINKLERS

FITTINGS

ACCESSORIES



Shrubbler® 360° & 180° Adjustable Flow	1
Potstream® Adjustable Flow	2
Mini Bubbler 360° Adjustable Flow	3
Agri Drip™ Classic Drippers	4
Midi Drip™ Emitters	5
Asta® Drip PC Spike Dripper	6
CETA® Pressure Compensating Drippers	7
Shrubbler® 360° Pressure Compensating	9
Pinch Drip™ Pressure Compensating	10
Agri Drip™ Pressure Compensating Drippers	11
Dripper Installation Guide	12



Spectrum™ Adjustable Flow	13
Single Piece Jets	14
Vari-Jets™	15
Micro Spray Jets: Assemblies	16
Micro Spray Jets: Caps and Bases	17
Micro Spray Jets: Performance	18
CFa AgSpray™	19
CFd™ Downspray	20
Frame Jets™	21



**NEW** Rotor Rain Plus Pressure Compensating

Rotor Spray™ Mini Sprinklers	23
Rotor Rain™ Mini Sprinklers	25
Rotor Rain™ Plus Mini Sprinklers	27
<b>NEW Rotor Rain Plus Pressure Compensating</b>	<b>29</b>
Rotor Max™ Midi Sprinklers	31



Micro Fittings	33
Xpando™ Take-Off Fittings	35
Double Barb "DB" Fittings™	37
Snap-On Fittings	39



Pressure Regulators	40
Filters	41
eZyvalve4™	42
Valves	43
Stakes	45
Stake Assemblies	46
Rigid Risers	47
Mini Sprinkler Stakes	48
Tubing	49
Drip Mate® Starter and Professional Drip Kits	50
Installation Tools	51



# Shrubbler® 360° & 180° Adjustable Flow



The original Shrubbler® with flow adjustment. Flow and coverage can be altered by rotating the cap.

### Features

- Fingertip flow control with shut-off option.
- Spike models anchor Shrubbler® at the plant.
- In-Line Spike and Spike model suits 0.16" ID micro tube.
- Barb model for direct attachment to feeder and supply tubes.
- 10-32 UNF threaded model for installation into Asta® Stakes, Asta® Stake Adapter, Micro Stake Assembly and Rigid Risers.
- 1/2" threaded model for riser pipe installations.

### Applications

Pots, tubs, landscaped gardens and nurseries. Ideal for hanging baskets. In-Line Spike model suitable for planter boxes.

DRIPPERS

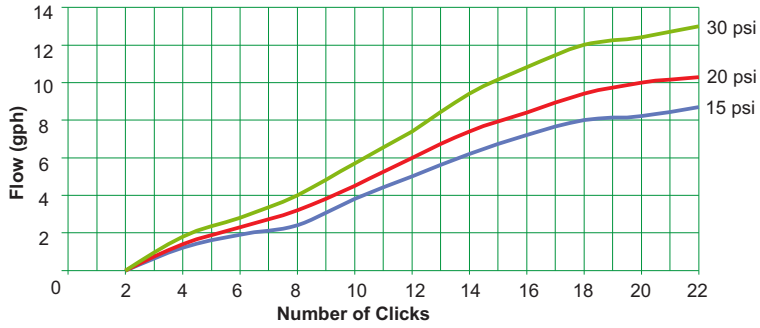
ADJUSTABLE



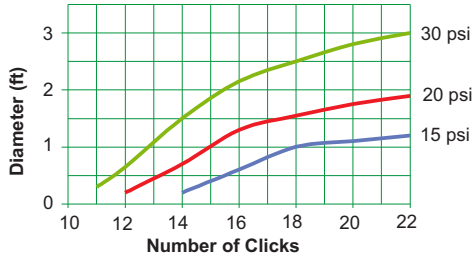
### Performance Chart - Fully open (approx. 22 clicks)

Pattern		360° ✳	180° ⏚
Pressure (psi)	Flow (gph)	Diameter (ft)	Radius (ft)
15	8.7	1.2	1.2
20	10.3	1.9	1.5
30	13.0	3.0	2.0

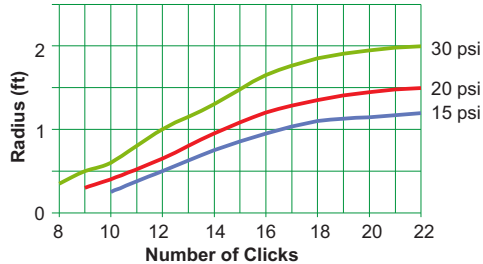
### Flow Rate 360° & 180°



### Diameter of Throw 360°



### Radius of Throw 180°



### Ordering Information - Shrubbler® 360°

Base Type	Part Number	Pack Quantity	Packs Per Carton	Carton (lbs)
Barb 0.16"	31445	100	50	20.6
Thread 10-32 UNF	31415	100	50	24.6
Thread 1/2" FNPT	31425	25	50	13.8
Spike	31495	25	40	14.4
In-Line Spike	30995	25	40	14.3

### Ordering Information - Shrubbler® 180°

Base Type	Part Number	Pack Quantity	Packs Per Carton	Carton (lbs)
Barb 0.16"	31245	100	50	20.6
Thread 10-32 UNF	31215	100	50	24.6
Thread 1/2" FNPT	31225	25	50	13.8
Spike	31295	25	40	14.4

\* For product specifications refer to Mini Bubbler (Page 3)

# PotStream® Adjustable Flow



The PotStream® is a patented side mounted watering solution for potted plants and containers. The adjustable gentle stream pattern minimizes soil erosion and the variable flow rate and pattern radius allows for use in various pot sizes.

### Features

- Variable flow rate and pattern size suits pot diameter of 8" and upwards.
- Suits pot wall thickness up to 1.6".
- Side mounted installation for neat location of the supply tube.
- Shut-off feature allows easy relocation of pots and containers.
- Low application rate and gentle stream pattern.
- Easily adjustable knob for varying spray patterns.
- Patented design (US Design patent D815,929).

### Applications

Potted plants, planter boxes and containers.

### Performance Chart

Pressure (psi)	Flow (gph)	Radius (in)
5	0 - 3.3	0 - 8.7
10	0 - 4.7	0 - 9.1
15	0 - 5.8	0 - 9.3
20	0 - 6.8	0 - 9.5
25	0 - 7.7	0 - 10.4
30	0 - 8.3	0 - 11.0
35	0 - 9.1	0 - 11.8
40	0 - 9.7	0 - 12.4

### Ordering Information - PotStream®

Description	Part Number	Pack Quantity	Packs Per Carton	Carton (lbs)
PotStream® Adjustable Flow	31455	25	20	13.9

### Specifications

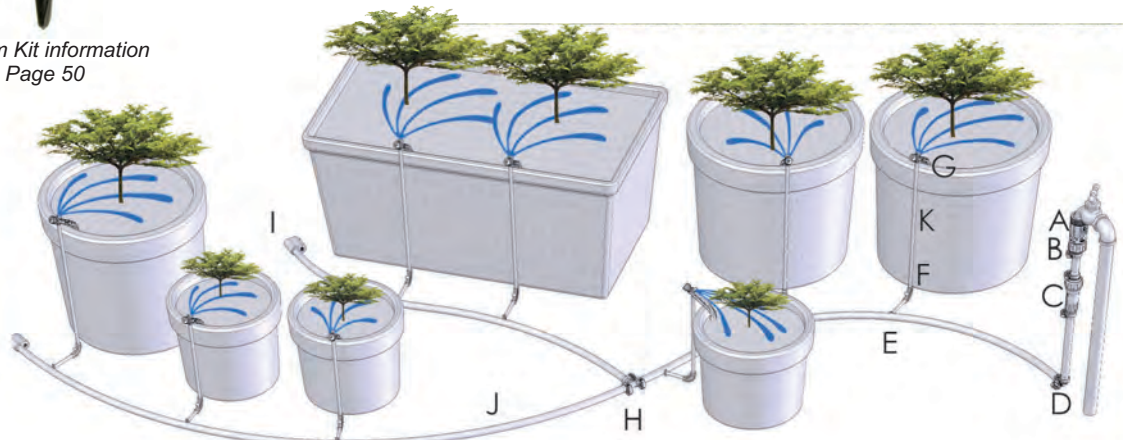
Dimensions Assembled		UV Stabilized Material		Color		Base/Connection Type	
HEIGHT	8.7"	STAKE	polypropylene	STAKE	black	INLET	barb 0.16"
WIDTH	0.9"	KNOB	HDPE	KNOB	black		
DEPTH	3.0"						
WEIGHT (approx.)	0.4 oz						

### Typical System

Key:

- A - Pressure Regulator
- B - Nut & Tail
- C - Filter
- D - Elbow
- E - Take-off/Joiner
- F - Tidy Bow™ Elbow

- G - PotStream®
- H - Tee
- I - End Plug
- J - 1/2" Supply Tube
- K - 1/4" Micro Tube



\* For Potstream Kit information Refer to Page 50



# Mini Bubbler 360° Adjustable Flow



Gentle umbrella pattern. Flow and coverage can be altered by rotating the click indexed cap.

### Features

- Fingertip click indexed flow control with shut-off option.
- Spike model to anchor Mini Bubbler at the plant.
- Barb model for direct attachment to feeder and supply tubes.
- 10-32 UNF threaded model for installation into Asta® Stakes, Asta® Stake Adapter, Micro Stake Assembly and Rigid Risers.
- 1/2" threaded model for riser pipe installations.

### Applications

Street trees and shrubs. Flow rates allow for short watering times.

DRIPPERS

ADJUSTABLE



Mini Bubbler Spike  
Inlet 0.16"



Mini Bubbler Barb 0.16"



Mini Bubbler Thread 10-32 UNF

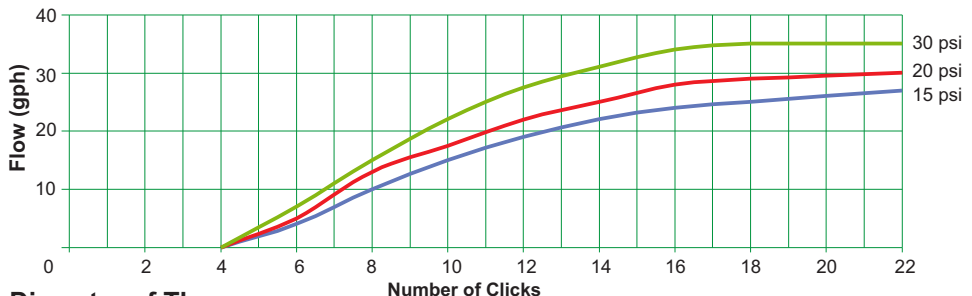


Mini Bubbler Thread 1/2" Female

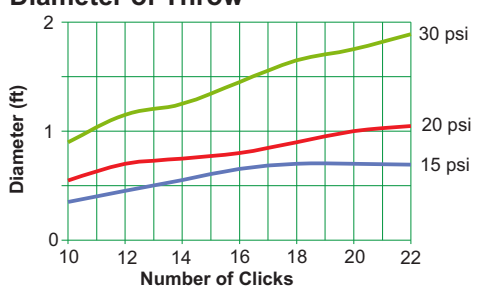
### Performance Chart - Fully open (approx. 22 clicks)

Pattern		360°
Pressure (psi)	Flow (gph)	Diameter (ft)
15	27.0	0.69
20	30.1	1.05
30	35.0	1.89

### Flow Rate



### Diameter of Throw



### Ordering Information - Mini Bubbler

Base Type	Part Number	Pack Quantity	Packs Per Carton	Carton (lbs)
Barb 0.16"	31745	100	50	19.6
Thread 10-32 UNF	31715	100	50	24.0
Thread 1/2" FNPT	31725	25	50	13.7
Spike	31795	25	40	14.7

### Specifications - Shrubber® & Mini Bubbler

Dimensions Assembled		Barb	Thread	Thread 1/2"	Spike
HEIGHT		0.9"	0.9"	1.3"	5.3"
WIDTH		0.8"	0.8"	1.0"	1.7"
DEPTH		0.6"	0.6"	1.0"	0.6"
WEIGHT (approx.)		0.06 oz	0.07 oz	0.15 oz	0.19 oz
UV STABILIZED MATERIAL	BASE	polypropylene	acetal	polypropylene	polypropylene
	CAP	polypropylene	polypropylene	polypropylene	polypropylene
BASE/CONNECTION TYPE: INLET		barb 0.16"	thread 10-32 UNF	thread 1/2" FNPT	barb 0.16"

# Agri Drip™ Classic Drippers



A sealed turbulent flow path dripper that provides consistent and uniform performance at an economical price.

## Features

- Color coded bases for easy identification: 1/2 gph (Red), 1 gph (Gray) & 2 gph (Green).
- Positive barb connection to suit 0.16" ID tube.
- UV stabilized materials for long life.
- Resistant to common agricultural chemicals and fertilizers.

## Applications

Economical dripper for landscape, horticultural tree and row crops and vineyards.

## Performance Chart

Pressure (psi)	Flow (gph)			
	1/2 gph	1 gph	2 gph	
5	0.36	0.70	1.44	
10	0.50	0.96	2.00	
15	0.61	1.18	2.42	
20	0.70	1.35	2.77	
25	0.78	1.50	3.08	
<b>MINIMUM FLOW PATH DIMENSION (inch)</b>		0.035 x 0.028	0.050 x 0.032	0.073 x 0.043



Agri Drip™ Classic  
1/2 gph

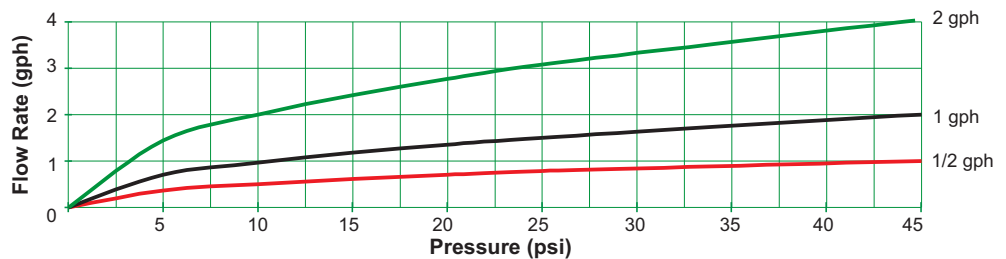


Agri Drip™ Classic  
1 gph



Agri Drip™ Classic  
2 gph

## Flow Rate vs. Pressure



## Ordering Information - Agri Drip™ Classic

Description	Part Number	Pack Quantity	Packs Per Carton	Carton (lbs)
1/2 gph <b>Red</b>	30225	100	50	14.1
1 gph <b>Gray</b>	30245	100	50	14.1
2 gph <b>Green</b>	30285	100	50	14.1

## Specifications

Dimensions Assembled		UV Stabilized Materials		Base/Connection Type	
HEIGHT	0.9"	BASE	polypropylene	INLET	barb 0.16"
DIAMETER	0.8"	CAP	polypropylene	OUTLET	spout 0.16"
WEIGHT (approx.)	0.04 oz				



This product has been independently tested by the Center for Irrigation Technology, California State University, Fresno.





# Midi Drip™ Dripper



1 gph dripper with barb and spike options. For efficient delivery of water to individual plants in pots and gardens.

### Features

- Take apart for easy inspection and cleaning.
- Barb model for direct insertion into tubing.
- Spike model to anchor Midi Drip™ at the plant.

### Applications

*Shrubs and flowers, fruit trees, vines and vegetables in a wide range of situations from home gardens to larger scale nurseries.*

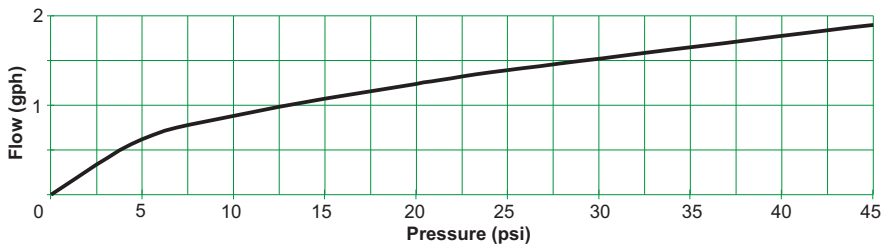
DRIPPERS

FIXED FLOW

### Performance Chart

Pressure (psi)	Flow (gph)
5	0.62
10	0.88
15	1.07
20	1.24
25	1.39
<b>MINIMUM FLOW PATH DIMENSION (inch)</b>	0.025 x 0.020

### Flow Rate vs. Pressure



### Ordering Information - Midi Drip™

Base Type	Part Number	Pack Quantity	Packs Per Carton	Carton (lbs)
Barb	30145	100	50	11.6
Spike	30195	25	50	13.6

### Specifications

Dimensions Assembled	Barb	Spike	UV Stabilized Materials	Base/Connection Type
HEIGHT	0.7"	4.9"	BODY polypropylene	INLET barb 0.16"
LENGTH	1.4"	2.0"	KEY polypropylene	
WIDTH	0.35"	0.35"	SPIKE polypropylene	
WEIGHT (approx.)	0.053 oz	0.163 oz		



Midi Drip™ Spike with 0.16" inlet



Midi Drip™ Barb 0.16"





# Asta® Drip Pressure Compensating Spike Dripper



A landscape and nursery dripper incorporating an anchoring spike that delivers precise amounts of water direct to the plant root zone. This pressure compensating (PC) spike dripper has a sealed turbulent flow path and diaphragm to maintain uniform discharge rates over a wide range of pressures.

### Features

- Three color coded flow rates: 1/2 gph (Red), 1 gph (Black) & 2 gph (Green).
- Turbulent flow path and self-flushing action with insect baffle to reduce risk of blockages.
- Low manufacturing coefficient of variation (Cv) provides high performance (conforms to ISO 9261).
- Inlet barb has built-in filter to minimize risk of blockages.
- UV stabilized materials for long life.

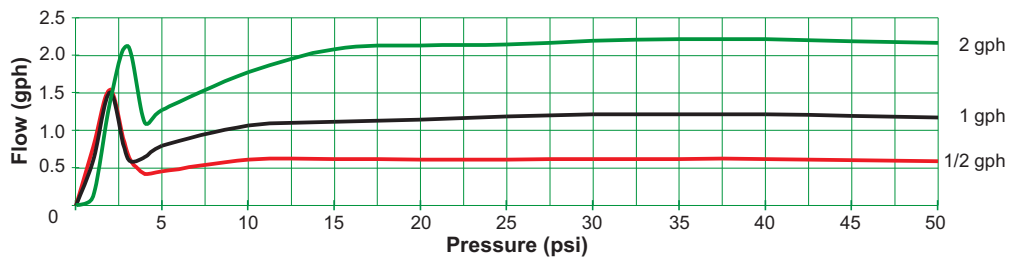
### Applications

Nurseries, shade houses, tree lots and landscape applications.

### Performance Chart

Pressure (psi)	Flow (gph)		
	1/2 gph	1 gph	2 gph
5	0.45	0.79	1.27
10	0.61	1.06	1.77
15	0.62	1.11	2.08
20	0.61	1.14	2.13
25	0.61	1.18	2.14
30	0.62	1.21	2.19
35	0.62	1.21	2.21
40	0.62	1.21	2.21
45	0.60	1.19	2.18
50	0.59	1.17	2.16
<b>MINIMUM FLOW PATH DIMENSION (inch)</b>	0.027 x 0.024	0.031 x 0.031	0.047 x 0.035

### Flow Rate vs. Pressure



Asta® Drip PC  
1/2 gph Spike  
with 0.16" inlet

Asta® Drip PC  
1 gph Spike  
with 0.16" inlet

Asta® Drip PC  
2 gph Spike  
with 0.16" inlet

### Ordering Information - Asta® Drip PC Spike

Description	Part Number	Pack Quantity	Packs Per Carton	Carton (lbs)
1/2 gph <b>Red</b>	30735	25	50	15.9
1 gph <b>Black</b>	30745	25	50	15.9
2 gph <b>Green</b>	30755	25	50	15.9

### Specifications

Dimensions Assembled		UV Stabilized Materials		Base/Connection Type	
HEIGHT	5.7"	SPIKE	polypropylene	INLET	barb 0.16"
WIDTH	1.3"	BASE	polypropylene		
DEPTH	1.7"	DIAPHRAGM	silicone rubber	OUTLET	spout 0.16"
WEIGHT (approx)	0.7 oz				



# CETA<sup>®</sup> Pressure Compensating Dripper



A take apart pressure compensating dripper incorporating a turbulent flow path and diaphragm for uniform flow rates over a wide range of operating pressures.

### Features

- Low manufacturing coefficient of variation (Cv) provides high performance (conforms to ISO 9261).
- Take apart for easy inspection and cleaning.
- Self-flushing cleaning action at low pressure.
- Insect baffle to minimize risk of blockages.
- Barbed range incorporates either 0.12" or 0.16" barbed outlets.
- 0.16" 1 gph PC Spike & In-Line Spike models to anchor CETA<sup>®</sup> at the plant.

### Applications

Pots, planter boxes, balcony patio and landscape applications.

DRIPPERS

FIXED FLOW



CETA<sup>®</sup> PC  
1 gph Spike  
with 0.16" Inlet

CETA<sup>®</sup> PC  
1 gph Spike with  
0.16" In-Line Inlet



CETA<sup>®</sup> PC  
1/2 gph  
Inlet 0.16"  
with 0.12" or  
0.16" Outlet



CETA<sup>®</sup> PC  
1 gph  
Inlet 0.16"  
with 0.12" or  
0.16" Outlet



CETA<sup>®</sup> PC  
2 gph  
Inlet 0.16"  
with 0.12" or  
0.16" Outlet

### Performance Chart

Pressure (psi)	Flow (gph)		
	1/2 gph	1 gph	2 gph
5	0.41	0.76	1.47
10	0.51	0.92	1.80
15	0.54	1.00	2.08
20	0.57	1.07	2.08
25	0.59	1.12	2.11
30	0.61	1.15	2.13
35	0.61	1.17	2.14
40	0.61	1.16	2.13
45	0.60	1.15	2.11
50	0.59	1.13	2.07

### Ordering Information - CETA<sup>®</sup> PC 1 gph Spike

Base Type	Part Number	Pack Quantity	Packs Per Carton	Carton (lbs)
Spike	30625	25	40	13.4
In-Line Spike	30655	25	40	14.4

### Ordering Information - CETA<sup>®</sup> PC with 0.12" Barb Outlet

Flow	Part Number	Pack Quantity	Packs Per Carton	Carton (lbs)
1/2 gph <b>Red</b>	30515	100	50	24.3
1 gph <b>Black</b>	30525	100	50	24.3
2 gph <b>Green</b>	30535	100	50	24.3

### Ordering Information - CETA<sup>®</sup> PC with 0.16" Barb Outlet

Flow	Part Number	Pack Quantity	Packs Per Carton	Carton (lbs)
1/2 gph <b>Red</b>	30545	100	50	24.3
1 gph <b>Black</b>	30555	100	50	24.3
2 gph <b>Green</b>	30565	100	50	24.3

### Specifications

Dimensions Assembled		CETA <sup>®</sup> PC with 0.12" & 0.16" Barb Outlet	CETA <sup>®</sup> PC Spike/In-Line Spike
HEIGHT		1.4"	5.3"
WIDTH		0.8"	1.7"/1.4"
DEPTH		0.6"	0.6"
WEIGHT (approx.)		0.07 oz	0.18 oz
UV STABILIZED MATERIALS	BASE/SPIKE	polypropylene	polypropylene
	CAP	polypropylene	polypropylene
	DIAPHRAGM	silicone rubber	silicone rubber
	ADAPTER	acetal	
CONNECTION TYPE: INLET		barb 0.16"	barb 0.16"
OUTLET		barb 0.12" or 0.16"	spout 0.16"

# CETA® Pressure Compensating Dripper



A take apart pressure compensating dripper incorporating a turbulent flow path and diaphragm for uniform flow rates over a wide range of operating pressures.

## Features

- Low manufacturing coefficient of variation (Cv) provides high performance (conforms to ISO 9261).
- Three color coded and stamped flow rates: 1/2 gph (Red), 1 gph (Black) & 2 gph (Green).
- Large clog resistant turbulent flow path.
- The CETA® dripper is able to be taken apart for inspection and cleaning.
- Anti-insect baffle to deter insect entry.
- Constructed of high quality UV and chemical resistant materials.

## Applications

Vineyards, orchards, row crops and landscape applications.

## Performance Chart

Pressure (psi)	Flow (gph)		
	1/2 gph	1 gph	2 gph
5	0.41	0.76	1.47
10	0.51	0.92	1.80
15	0.54	1.00	2.08
20	0.57	1.07	2.08
25	0.59	1.12	2.11
30	0.61	1.15	2.13
35	0.61	1.17	2.14
40	0.61	1.16	2.13
45	0.60	1.15	2.11
50	0.59	1.13	2.07



CETA®  
PC 1/2 gph  
Barb 0.16"

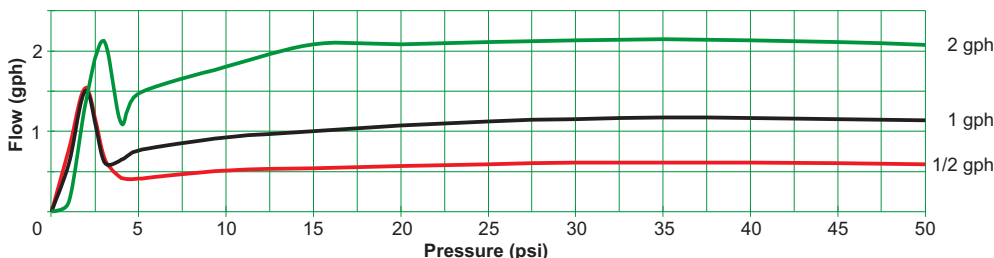


CETA®  
PC 1 gph  
Barb 0.16"



CETA®  
PC 2 gph  
Barb 0.16"

## Flow Rate vs. Pressure



## Ordering Information - CETA® PC

Flow	Part Number	Pack Quantity	Packs Per Carton	Carton (lbs)
1/2 gph <b>Red</b>	30425	100	50	15.6
1 gph <b>Black</b>	30445	100	50	15.6
2 gph <b>Green</b>	30485	100	50	15.6

## Specifications

Dimensions Assembled		CETA® PC
HEIGHT		1.0"
WIDTH		0.8"
DEPTH		0.6"
WEIGHT (approx.)		0.06 oz
UV STABILIZED MATERIALS	BASE	polypropylene
	CAP	polypropylene
	DIAPHRAGM	silicone rubber
CONNECTION TYPE: INLET		barb 0.16"
OUTLET		spout 0.16"





# Shrubbler® 360° Pressure Compensating



A patented pressure compensating drip emitter that provides a fixed diameter over a wide range of operating pressures. Gentle stream action with uniform application and coverage for all emitters on the same supply tube.

**Features**

- Pressure compensating operation maintains diameter of throw over a wide range of inlet pressures.
- Take apart for easy inspection and cleaning.
- Colored cap for easy identification.
- Patented (US Patent 8662414) functionality.
- UV stabilized materials for long life.

**Applications**

*Pots, planter boxes, balcony, patio and landscape applications.*

DRIPPERS

PRESSURE COMPENSATING



Shrubbler® 360° PC Spike with 0.16" Inlet

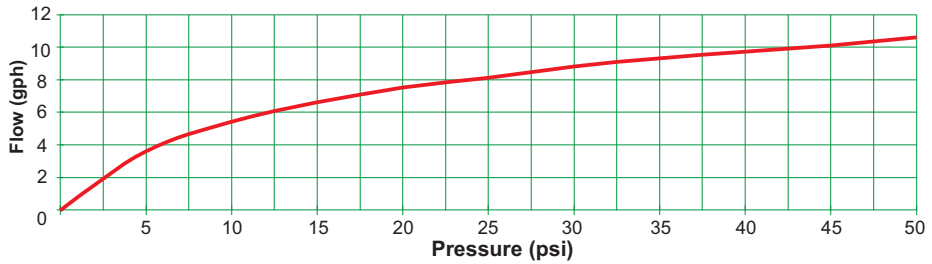


Shrubbler® 360° PC Barb 0.16"

**Performance Chart**

Pressure (psi)	360° ✱	
	Flow (gph)	Diameter (in)
15	6.6	10.2
20	7.5	11.8
25	8.1	14.3
30	8.8	14.0
35	9.3	14.6
40	9.7	15.0
45	10.1	15.5
50	10.6	15.7

**Flow Rate vs. Pressure**



**Ordering Information - Shrubbler® 360° PC**

Description	Part Number	Pack Quantity	Packs Per Carton	Carton (lbs)
Barb 0.16"	31685	100	50	20.4
Spike	31695	25	50	15.9

**Specifications**

Dimensions Assembled		Barb	Spike
HEIGHT		1.0"	5.3"
WIDTH		0.8"	0.6"
DIAMETER		0.6"	1.0"
WEIGHT (approx.)		0.06 oz	0.19 oz
UV STABILIZED MATERIAL	BASE	polypropylene	polypropylene
	CAP	polypropylene	polypropylene
	DIAPHRAGM	silicone	silicone
BASE/CONNECTION TYPE: INLET		barb 0.16"	barb 0.16"

# Pinch Drip™ Pressure Compensating Dripper



A pressure compensating dripper with a sealed turbulent flow path and diaphragm to maintain uniform flow rates over a wide range of operating pressures. Low profile design to minimize risk of dislodgement from supply tubing and ergonomic finger grips for ease of installation.

## Features

- Low manufacturing coefficient of variation (Cv) to provide high performance (conforms to ISO 9261).
- Three color coded flow rates: 1/2 gph (Red), 1 gph (Black) & 2 gph (Green).
- Self-flushing cleaning action at low pressures.
- Insect baffle to minimize blockages.
- Inlet barb has built-in filter.
- UV stabilized materials for long life.

## Applications

Vineyards, orchards, row crops and landscape applications.

## Performance Chart

Pressure (psi)	Flow (gph)		
	1/2 gph	1 gph	2 gph
5	0.45	0.77	1.28
10	0.60	1.06	1.78
15	0.60	1.10	1.93
20	0.60	1.14	1.96
25	0.61	1.20	2.00
30	0.62	1.22	2.03
35	0.62	1.23	2.03
40	0.61	1.23	2.03
45	0.60	1.21	2.00
50	0.58	1.20	1.96
<b>MINIMUM FLOW PATH DIMENSION (inch)</b>			
	0.027 x 0.024	0.031 x 0.031	0.047 x 0.035



Pinch Drip™  
PC 1/2 gph  
Barb 0.16"

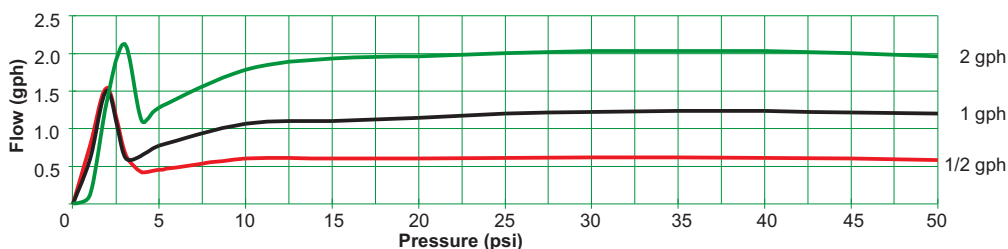


Pinch Drip™  
PC 1 gph  
Barb 0.16"



Pinch Drip™  
PC 2 gph  
Barb 0.16"

## Flow Rate vs. Pressure



## Ordering Information - Pinch Drip™ PC

Description	Part Number	Pack Quantity	Packs Per Carton	Carton (lbs)
1/2 gph <b>Red</b>	30705	100	50	13.4
1 gph <b>Black</b>	30715	100	50	13.4
2 gph <b>Green</b>	30725	100	50	13.4

## Specifications

Dimensions Assembled		UV Stabilized Materials		Base/Connection Type	
HEIGHT	1.0"	CAP	polypropylene	INLET	barb 0.16"
WIDTH	1.1"	BASE	polypropylene		
DEPTH	0.6"	DIAPHRAGM	silicone rubber	OUTLET	spout 0.16"
WEIGHT (approx.)	0.04 oz				



# Agri Drip™ Pressure Compensating Dripper



A sealed turbulent flow path pressure compensating dripper incorporating a diaphragm that maintains a uniform flow rate over a wide range of operating pressures.

**Features**

- Three available models: 1/2 gph, 1 gph & 2 gph.
- Positive barb connection to suit 0.16" ID tube or connect directly to supply tubing.
- UV stabilized materials for long life.
- Resistant to common agricultural chemicals & fertilizers.

**Applications**

*Horticultural tree and row crops, vineyards and landscape applications.*

DRIPPERS

PRESSURE COMPENSATING



Agri Drip™ 1/2 gph PC  
Barb 0.16"



Agri Drip™ 1 gph PC  
Barb 0.16"

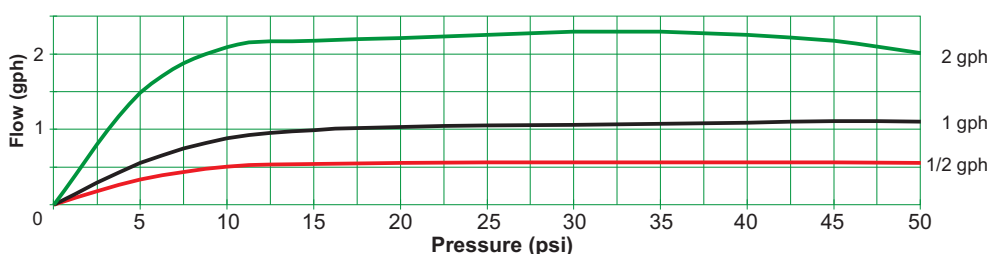


Agri Drip™ 2 gph PC  
Barb 0.16"

**Performance Chart**

Pressure (psi)	Discharge (gph)		
	1/2 gph	1 gph	2 gph
15	0.54	0.99	2.17
20	0.55	1.03	2.21
25	0.56	1.05	2.25
30	0.56	1.06	2.29
35	0.56	1.07	2.29
40	0.56	1.09	2.25
45	0.56	1.11	2.17
50	0.55	1.10	2.01
<b>MINIMUM FLOW PATH DIMENSION (inch)</b>	0.027 x 0.025	0.03 x 0.03	0.027 x 0.039

**Flow Rate vs. Pressure**



**Ordering Information - Agri Drip™ PC**

Flow	Part Number	Pack Quantity	Packs Per Carton	Carton (lbs)
1/2 gph	30325	100	50	14.8
1 gph	30345	100	50	14.8
2 gph	30365	100	50	14.8

**Specifications**

Dimensions Assembled		UV Stabilized Materials		Base/Connection Type	
HEIGHT	0.9"	BASE	polypropylene	INLET	barb 0.16"
DIAMETER	0.8"	CAP	polypropylene	OUTLET	spout 0.16"
WEIGHT (approx.)	0.05 oz	DIAPHRAGM	silicone rubber		



This product has been independently tested by the Center for Irrigation Technology, California State University, Fresno.


# Dripper Installation Guide



## Installation Guidelines - Home Garden Drippers

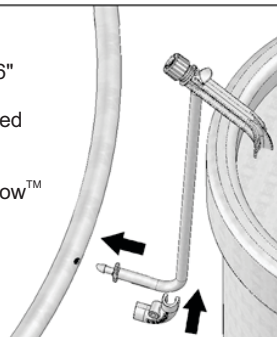
### INSTALLING POTSTREAM® DRIPPERS

Cut a length of 1/4" micro tube to suit the location of your pot plant, then push a 0.16" joiner into one end of the tube and a Potstream® into the other.



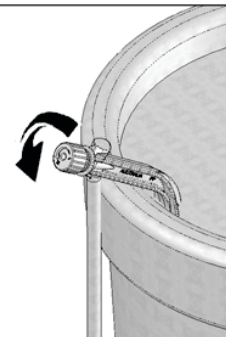
Connect to your 1/2" tube by pushing the 0.16" joiner into holes you have punched in the tube.

Clip on a Tidy-Bow™ Elbow to keep tube neatly beside your pots.



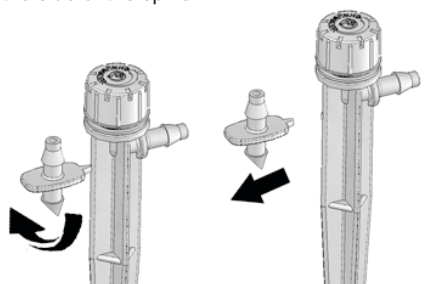
Adjust the water application rate to suit the size of pot or plant type by rotating the cap.

The cap can also be fully closed to stop the flow.

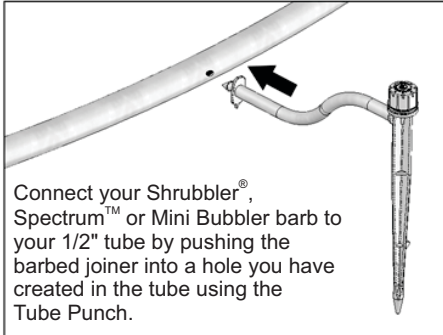
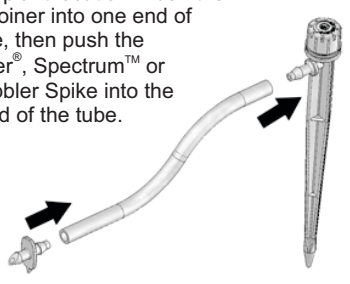


### INSTALLING SHRUBBLER®, SPECTRUM™ OR MINI BUBBLER SPIKES

Twist off the barbed joiner attached to the side of the spike.

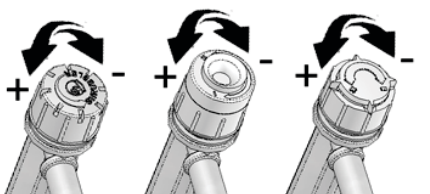


Cut 1/4" micro tube to a suitable length for each plant location. Push the barbed joiner into one end of the tube, then push the Shrubbler®, Spectrum™ or Mini Bubbler Spike into the other end of the tube.



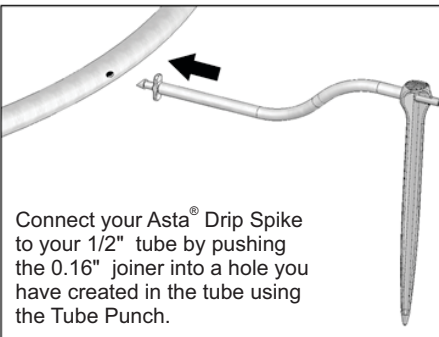
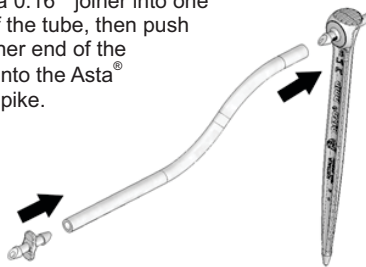
Connect your Shrubbler®, Spectrum™ or Mini Bubbler barb to your 1/2" tube by pushing the barbed joiner into a hole you have created in the tube using the Tube Punch.

Adjust the water application rate of your Shrubbler®, Spectrum™ or Mini Bubbler Spike by rotating the cap. The cap can also be fully closed to stop flow.



### INSTALLING ASTA® DRIP SPIKES

Cut 1/4" tube to a suitable length for each plant location. Push a 0.16" joiner into one end of the tube, then push the other end of the tube onto the Asta® Drip Spike.



Connect your Asta® Drip Spike to your 1/2" tube by pushing the 0.16" joiner into a hole you have created in the tube using the Tube Punch.



# Spectrum™ 360° Adjustable Spray



An adjustable flow, full circle vortex sprayer with fine water droplets. Flow and coverage can be altered by rotating the click indexed cap.

## Features

- Fingertip click indexed flow control with shut-off option.
- Spike model to anchor Spectrum™ at the plant.
- 0.16" Barb model for direct attachment to feeder and supply lines.
- 10-32 UNF threaded model for installation into Asta® Stakes, Asta® Stake Adapter, Micro Stake Assembly and Rigid Risers.
- 1/2" threaded model for riser pipe installations.

## Applications

Pots, tubs, ground cover, landscaped gardens and nurseries. Waters large garden areas when used with Asta® Stakes and Risers.

SPRAYS



Spectrum™ Spike with 0.16" Inlet and Adapter



Spectrum™ Barb 0.16"



Spectrum™ Thread 10-32 UNF

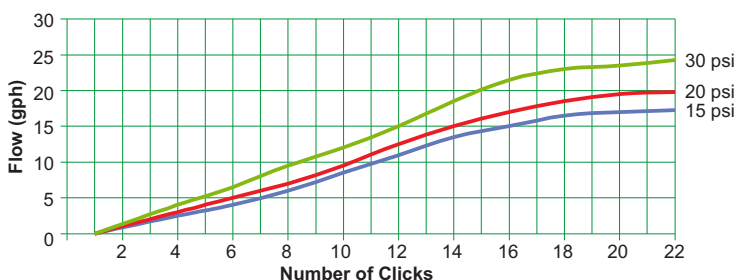


Spectrum™ Thread 1/2" FNPT

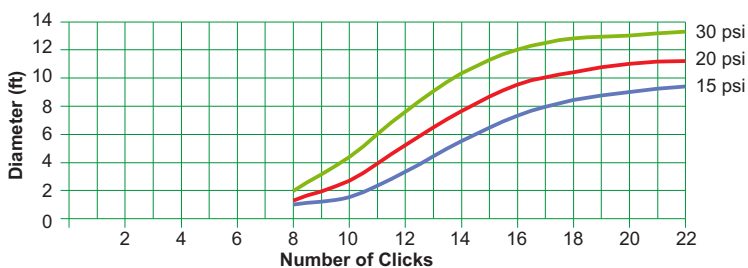
## Performance Chart - Fully open 22 clicks

Pressure (psi)	360°	
	Flow (gph)	Diameter (ft)
15	17.3	9.4
20	19.8	11.2
30	24.3	13.3

## Flow Rate



## Diameter of Throw



## Ordering Information - Spectrum™ 360°

Base Type	Part Number	Pack Quantity	Packs Per Carton	Carton (lbs)
Barb 0.16"	32045	50	50	13.8
Thread 10-32 UNF	32015	50	50	15.7
Thread 1/2" FNPT	32025	25	50	15.6
Spike	32095	25	40	15.3

## Specifications

Dimensions Assembled		Barb	Thread 10-32	Thread 1/2"	Spike
HEIGHT		1.0"	1.0"	1.5"	5.3"
WIDTH		0.8"	0.8"	1.0"	1.7"
DEPTH		0.6"	0.6"	1.0"	0.6"
WEIGHT (approx.)		0.06 oz	0.07 oz	0.17 oz	0.19 oz
UV STABILIZED MATERIAL	BASE	polypropylene	acetal	polypropylene	polypropylene
	CAP	polypropylene	polypropylene	polypropylene	polypropylene
	DEFLECTOR	acetal	acetal	acetal	acetal
BASE/CONNECTION TYPE: INLET		barb 0.16"	thread 10-32 UNF	thread 1/2" FNPT	barb 0.16"



# Single Piece Jets



Economical fan spray jet for effective watering.

### Features

- Winged base with 'Quick' thread for rapid and easy installation.
- No tools required.
- Choice of three spray patterns - 360°, 180°, 90°.
- Four color coded flow rates.
- Threaded for installation on Asta® Stake, Asta® Stake Adapter, Micro Stake Assembly and Rigid Risers.




### Applications

Home and landscaped gardens and horticultural applications.

### Accessories

Asta® Stake, Rigid Riser & Micro Stake.

### Performance Chart

Pattern					
Color & Orifice Size	Pressure (psi)	Flow (gph)	Diameter (ft)	Radius (ft)	
Blue 0.04"	10	7.5	5.7	2.8	4.0
	15	9.5	6.6	3.3	4.6
	20	11.0	7.5	3.8	5.3
Green 0.06"	10	15.0	7.0	3.6	4.6
	15	18.8	7.9	4.1	5.3
	20	21.8	8.9	4.7	6.0
Black 0.067"	10	19.4	8.4	4.3	5.6
	15	24.2	9.3	5.0	6.3
	20	28.2	10.2	5.6	7.0
Red 0.075"	10	21.7	9.0	5.0	6.3
	15	27.4	9.8	5.6	6.9
	20	31.4	10.8	6.3	7.6



Single Piece Jet  
Blue 90°



Single Piece Jet  
Green 180°



Single Piece Jet  
Black 180°



Single Piece Jet  
Red 360°

### Ordering Information - Single Piece Jets

Spray Pattern	Color	Part Number	Pack Quantity	Packs Per Carton	Carton (lbs)
360°	Blue	15445	100	50	7.4
180°	Blue	15425	100	50	7.4
90°	Blue	15415	100	50	7.4
360°	Green	15545	100	50	7.4
180°	Green	15525	100	50	7.4
90°	Green	15515	100	50	7.4
360°	Black	15645	100	50	7.4
180°	Black	15625	100	50	7.4
90°	Black	15615	100	50	7.4
360°	Red	15745	100	50	7.4
180°	Red	15725	100	50	7.4
90°	Red	15715	100	50	7.4

### Specifications

Dimensions		UV Stabilized Materials	Base/Connection Type	
HEIGHT	0.87"	acetal	INLET	"Quick" thread 0.16"
WIDTH across wings	0.5"			
WEIGHT (approx.)	0.02 oz			



Micro Stake  
w/off-take tube



Asta® Stake  
with Adapter



Asta® Stake  
with tubing

\*Refer to page 46 for stake assembly options



# Vari-Jets™



A range of spray jets that incorporate a valve to adjust watering coverage and application.

### Features

- Choice of spray patterns - 360°, 180°, 90° and Mist.
- Threaded for installation on Asta® Stakes, Asta® Stake Adapter, Micro Stake Assemblies and Rigid Risers.
- UV stabilized materials for long life.

### Applications

Home and landscaped gardens. Vari-Mist™ is ideal for adjusting overhead watering of plants in hanging baskets.

### Accessories

Asta® Stake, Rigid Riser & Micro Stake.

SPRAYS



Vari-Jet™  
360° x 18 hole  
10-32 UNF Thread



Vari-Jet™  
180° fan  
10-32 UNF Thread



Vari-Jet™ Mist Flex Spray Assembly

### Performance Chart

Pattern			360° x 18	Mist	180°	90°
Minimum opening size *			0.02"	0.05"	0.06"	0.06"
Base & Orifice Size	Pressure (psi)	Flow (gph)	Diameter (ft)		Radius (ft)	
Standard Base Max 0.06"	10	0 - 16.7	0 - 18.4		0 - 6.7	0 - 6.4
	15	0 - 21.0	0 - 22.6		0 - 8.1	0 - 8.1
	20	0 - 24.5	0 - 25.7		0 - 9.5	0 - 9.4
	25	0 - 28.0	0 - 26.7		0 - 10.1	0 - 9.8
	30	0 - 31.0	0 - 26.3		0 - 10.6	0 - 10.3
Mist Base Max 0.014"	10	0 - 4.0		0 - 3.0		
	15	0 - 5.0		0 - 2.6		
	20	0 - 5.9		0 - 2.9		
	25	0 - 6.6		0 - 2.8		
	30	0 - 7.4		0 - 2.6		

\*Minimum opening size for Base and Cap given to assist filtration selection.  
Ghosted figures indicate a change of performance from spray to mist.

### Ordering Information - Vari-Jets™

Spray Pattern	Base	Cap Color	Part Number	Pack Quantity	Packs Per Carton	Carton (lbs)
360° x 18 hole	Black 10-32 UNF	Black	13145	50	50	16.2
180° fan	Black 10-32 UNF	Black	13125	50	50	16.2
90° fan	Black 10-32 UNF	Black	13115	50	50	16.2
Mist	Black 10-32 UNF	Black	13195	50	50	16.2

### Ordering Information - Vari-Jet™ Mist Flex Spray Assembly

Description	Part Number	Pack Quantity	Packs Per Carton	Carton (lbs)
Vari-Jet™ Mist Flex Spray 12" Assembly	59035	5	100	24.1
Vari-Jet™ Mist Flex Spray 24" Assembly	59045	5	50	24.1

### Specifications - Vari-Jet™

Dimensions Assembled		UV Stabilized Materials		Base/Connection Type	
HEIGHT	2.0"	CAP	acetal	INLET	thread 10-32 UNF
WIDTH	0.9"	BASE	acetal		
WEIGHT (approx.)	0.14 oz				

# Micro Spray Jets: Assemblies



Two piece jets with precise watering patterns. Effective performance from low pressure.

## Features

- Nine optional spray patterns.
- Color coded bases for flow identification.
- Caps feature a snap ring which firmly engages the base.
- Threaded for installation on Asta® Stakes, Asta® Stake Adapter, Micro Stake Assembly and Rigid Risers.
- UV stabilized materials for long life.

## Applications

*Landscape areas, home gardens, nurseries and horticultural applications. Mist Jet ideal for greenhouse misting and hanging baskets. Strip Spray ideal for narrow garden beds. Use stakes and risers to elevate spray jets.*

## Ordering Information - Micro Spray Jets Assembled (Refer to page 18 for Performance Chart)

Description	Part Number	Pack Quantity	Packs Per Carton	Carton (lbs)
Assembled Two Piece Spray Jet	Page 17	1000	26	45.9

For assembled Two Piece Spray Jets select color base and cap spray pattern.  
Minimum order - 1,000 Assemblies. Allow two weeks for assembly and dispatch. Urgent orders by arrangement.



180° fan



Strip Spray  
(2 x 20°)

## Ordering Information - Mist Jets Assembled (Refer to page 18 for Performance Chart)

Base Type	Base Color	Cap Color	Part Number	Pack Quantity	Packs Per Carton	Carton (lbs)
Hexagon	Yellow	Black	11995	100	50	8.9
Winged	Yellow	Black	14995	100	50	9.5

## Specifications

Dimensions Assembled		Base Winged	Base Hexagon
HEIGHT		0.9"	0.8"
WIDTH		0.5"	0.3"
WEIGHT (approx.)		0.025 oz	0.028 oz
UV STABILIZED MATERIALS	BASE	acetal	acetal
	CAP	acetal	acetal
BASE/CONNECTION TYPE: INLET		"Quick" thread 0.16"	thread 10-32 UNF
<i>Dimensions vary slightly depending on selected base and cap assembly</i>			



360° x 18 hole



90° fan



Mist Spray  
Winged



Mist Spray  
Hexagon





# Micro Spray Jets: Caps and Bases



A large variety of flow rates and spray patterns are achievable when the range of caps and bases are assembled into two piece jets.

## Features

- Caps available in eight spray patterns.
- Six color coded bases to identify flow rate.
- Jet assemblies made to order.
- Caps and bases can be ordered separately.
- Available in 10-32 UNF thread Hexagon Base.
- Threaded for installation on Asta® Stakes, Asta® Stake Adapters, Micro Stake Assemblies and Rigid Risers.

## Applications

Assemblies suit garden bed watering and landscape areas.

SPRAYS



Hexagon Jet Base  
10-32 UNF Thread  
0.06" Red



360°  
18 hole



360°  
15 hole



360°  
12 hole



300°  
10 hole



270°  
(3 x 90°)



180°  
fan



90°  
fan



Strip  
(2 x 20°)

## Ordering Information - Spray Caps (Refer to page 18 for Performance Chart)

Spray Pattern	Cap Color	Part Number	Pack Quantity	Packs Per Carton	Carton (lbs)
360° x 18 hole	Black	10845	100	50	3.6
360° x 15 hole	Black	10855	100	50	3.6
360° x 12 hole	Black	10865	100	50	3.6
300° x 10 hole	Black	10875	100	50	3.6
270° (3 x 90°)	Black	10835	100	50	3.6
180° fan	Black	10825	100	50	3.6
90° fan	Black	10815	100	50	3.6
Strip (2 x 20°)	Black	10885	100	50	3.6

## Ordering Information - Jet Bases (Refer to page 18 for Performance Chart)

Nozzle Size & Color	Base Type	Part Number	Pack Quantity	Packs Per Carton	Carton (lbs)
0.03" Black	Hexagon	10905	100	50	5.6
0.04" Blue	Hexagon	10915	100	50	5.6
0.05" Green	Hexagon	10935	100	50	5.6
0.06" Red	Hexagon	10955	100	50	5.6
0.08" Gray	Hexagon	10945	100	50	5.6
0.09" White	Hexagon	10985	100	50	5.6

## Specifications - Caps and Bases

Dimensions	Cap	Base Hexagon
HEIGHT	0.35"	0.8"
WIDTH	0.32"	across flats 0.5"
WEIGHT (approx.)	0.007 oz	0.02 oz
UV STABILIZED MATERIALS	acetal	acetal
BASE/CONNECTION TYPE: INLET		thread 10-32 UNF



# Micro Spray Jets: Performance & Flow Rates



SPRAYS

Pattern			360° x 18	360° x 15	360° x 12	300° x 10	270° (3 x 90°)	Strip (2 x 20°)	90°	180°	Mist
Minimum opening size *			0.02"	0.02"	0.03"	0.03"	0.05"	0.05"	0.06"	0.06"	0.05"
Color & Nozzle Size	Pressure (psi)	Flow (gph)	Diameter (ft)						Radius (ft)		Diameter (ft)
0.03" Black	10	4.7	10.2	9.2	9.5	5.9	10.9	10.4	4.4	4.4	
	15	5.9	13.4	10.6	10.7	11.0	11.4	14.1	5.7	5.0	
	20	6.9	14.7	11.5	12.5	14.8	9.2	16.8	6.6	5.4	
	25	7.8	15.6	12.4	13.7	17.5	9.2	18.9	7.2	5.6	
	30	8.6	16.4	14.0	15.5	20.0	8.8	19.9	7.7	6.7	
0.04" Blue	10	7.0	13.4	10.5	11.2	10.9	12.5	11.5	5.2	5.2	
	15	8.9	15.8	12.6	14.6	16.3	13.3	15.9	6.7	6.0	
	20	10.5	18.2	14.8	16.4	21.4	10.6	17.7	7.7	6.4	
	25	12.0	19.6	17.5	17.6	25.3	11.1	19.0	8.5	6.6	
	30	13.3	20.4	20.9	23.0	28.6	10.6	19.0	9.2	7.0	
0.05" Green	10	11.5	17.4	15.8	13.0	12.8	11.0	15.5	5.8	5.7	
	15	14.5	21.1	19.1	16.7	18.8	11.5	19.3	7.4	6.6	
	20	17.2	22.5	20.0	19.1	22.5	12.0	22.4	8.4	7.2	
	25	19.5	23.3	22.1	20.3	25.4	12.1	25.4	9.1	7.8	
	30	21.5	23.8	26.1	23.5	26.4	12.3	28.3	9.6	8.4	
0.06" Red	10	16.3	18.4	15.9	15.6	16.4	11.1	17.8	6.4	6.7	
	15	20.0	22.6	20.1	20.9	18.1	12.6	21.9	8.1	8.1	
	20	23.5	25.7	23.6	26.0	24.8	14.0	27.5	9.4	9.5	
	25	26.0	26.7	27.2	30.5	32.4	15.0	31.8	9.8	10.1	
	30	29.0	26.3	29.4	33.5	34.5	15.8	35.8	10.8	10.6	
0.08" Gray	10	25.0	20.1	19.2	20.9	17.6	13.6	22.2	6.8	6.8	
	15	31.0	24.6	25.4	27.3	24.7	15.2	31.6	8.7	8.3	
	20	35.5	25.9	29.9	31.6	28.9	16.4	37.8	9.9	9.7	
	25	40.0	26.0	33.8	36.4	31.4	17.3	42.3	10.5	10.5	
	30	44.0	25.0	37.0	39.9	35.3	16.7	43.5	10.9	10.9	
0.09" White	10	35.5	19.4	19.4	23.7	16.1	14.8	23.2	7.7	7.8	
	15	44.0	23.3	26.7	30.8	23.1	18.0	30.0	10.0	9.3	
	20	51.0	23.8	31.9	36.5	29.9	20.7	34.5	11.3	10.5	
	25	57.0	23.4	36.5	40.4	33.3	23.4	37.3	12.1	12.3	
	30	63.0	22.7	37.8	43.2	35.3	25.8	39.9	12.6	13.2	
0.014" Yellow	10	4.0									3.0
	15	4.8									2.6
	20	5.6									2.9
	25	6.2									2.8
	30	6.8									2.6

\* Minimum opening size for Base and Cap given to assist filtration selection.  
 Ghosted figures indicate a change of performance from spray to mist.



# CFa AgSpray™

Single piece 360° stream open spray jet engineered for high performance at an affordable price.

## Features

- Color coded for flow rate identification.
- 12 Stream Hi-Lo watering pattern.
- Robust proven C Frame design.
- No moving parts.
- "Quick" thread inlet with sealing barb.
- Threaded for installation on Asta® Stakes, Asta® Stake Adapters, Micro Stake Assemblies and Rigid Risers.
- UV stabilized materials for long life.

## Applications

Specifically designed for orchards and horticultural crops.



## Performance Chart

Nozzle Size & Color	360° x 12 Streams - Hi Lo 26° High x 12.5° Low Trajectory					
	Tested at 8" above ground					
	Pressure (psi)	Flow (gph)	Diameter - (ft)		Hydraulic Flow Data	
High			Low	Constant (k)	Exponent (x)	
0.030" Black	10	4.9	9.6	7.5	1.650	0.48
	15	6.0	11.7	9.1		
	20	7.0	13.3	10.5		
	25	7.8	14.5	11.8		
	30	8.5	15.3	13.0		
0.035" Brown	10	6.2	11.2	8.5	1.858	0.52
	15	7.6	13.8	10.5		
	20	8.7	15.3	12.1		
	25	9.8	16.3	13.4		
	30	10.7	16.9	14.3		
0.040" Blue	10	7.3	12.0	9.2	2.376	0.49
	15	8.9	14.4	11.2		
	20	10.2	16.0	13.0		
	25	11.5	16.9	14.3		
	30	12.6	16.8	15.0		
0.045" Gray	10	9.6	14.7	12.1	2.965	0.51
	15	11.8	17.7	14.2		
	20	13.7	19.5	15.9		
	25	15.3	20.6	17.4		
	30	16.7	21.2	18.5		
0.060" Red	10	15.8	19.8	15.6	4.785	0.52
	15	19.6	23.1	19.0		
	20	22.7	25.3	21.2		
	25	25.5	27.0	22.7		
	30	28.0	28.4	23.9		
0.082" Purple	10	28.3	22.3	18.4	9.315	0.50
	15	35.1	27.6	24.3		
	20	40.9	30.8	27.6		
	25	46.5	32.8	28.9		
	30	51.0	34.8	29.5		



NEW



NEW

CFa AgSpray™ with 36" tube, adapter & Micro Stake Assembled

NEW

NEW

## Ordering Information - CFa AgSpray™

Nozzle Size & Color	Part Number	Pack Quantity	Packs Per Carton	Carton (lbs)
0.030" Black	13005	100	50	18.1
0.035" Brown	13075	100	50	18.1
0.040" Blue	13015	100	50	18.1
0.045" Gray	13065	100	50	18.1
0.060" Red	13055	100	50	18.1
0.082" Purple	13085	100	50	18.1

## Ordering Information - CFa AgSpray™ w/ 36" tube, adapter & Micro Stake Assembled

Nozzle Size & Color	Part Number	Pack Quantity	Packs Per Carton	Carton (lbs)
0.030" Black	54348	100	1	14.9
0.035" Brown	54358	100	1	14.9
0.040" Blue	54368	100	1	14.9
0.045" Gray	54378	100	1	14.9
0.060" Red	54388	100	1	14.9
0.082" Purple	54398	100	1	14.9

SPRAYS

# CFd™ Downspray



The patented CFd™ Downspray is a 360° spray jet that distributes water evenly across the wetted surface area. Stake assembly options provide savings in labor and installation time.

### Features

- 45° downspray reduces the effect of wind.
- Gentle spray pattern minimizes damage to delicate plant foliage.
- Galvanized wire stake assembly with 36" tubing incorporates shut-off clip to stop flow.
- Six color coded frames to identify flow rates.
- "Quick" thread for easy insertion into tubing.
- Patented (US patent 8480013) design provides uniform water application.
- UV stabilized materials for long life.

### Applications


Nurseries, tree lots, potted plants, home and landscaped gardens.

### Performance Chart

Pattern		360°		
Nozzle Size & Color	Tested at 8" above ground level			
	Pressure (psi)	Flow (gph)	Diameter (in)	
0.030" Black	10	4.8	24	
	15	6.0	24	
	20	7.0	20	
0.035" Brown	10	6.0	24	
	15	7.5	20	
	20	8.6	20	
0.040" Blue	10	7.0	24	
	15	8.9	20	
	20	10.5	20	
0.045" Gray	10	9.6	24	
	15	11.8	20	
	20	13.7	20	
0.060" Red	10	15.8	24	
	15	19.6	20	
	20	22.7	20	
0.082" Purple	10	28.3	24	
	15	35.1	24	
	20	40.9	22	



CFd™ Downspray Range



CFd™ Downspray Wire Stake Assembly with flow shut-off



### Ordering Information - CFd™ Downspray

Color & Orifice Size	Part Number	Pack Quantity	Packs per Carton	Carton (lbs)
0.030" Black	19005	100	50	18.1
0.035" Brown	19025	100	50	18.1
0.040" Blue	19015	100	50	18.1
0.045" Gray	19045	100	50	18.1
0.060" Red	19055	100	50	18.1
0.082" Purple	19065	100	50	18.1

### Ordering Information - CFd™ Galvanized Wire Stake Assembly w/Shut-Off Clip

Color & Orifice Size	Tube Length	Part Number	Pack Quantity	Packs per Carton	Carton (lbs)
0.030" Black	36"	54305	25	12	20.1
0.035" Brown	36"	54325	25	12	20.1
0.039" Blue	36"	54315	25	12	20.1
0.045" Gray	36"	54405	25	12	20.1
0.060" Red	36"	54415	25	12	20.1
0.082" Purple	36"	54425	25	12	20.1



# Frame Jets™



Low maintenance open spray jets which excel in performance and reliability. Deflector snaps on to frame to temporarily restrict spray diameter for young trees.

### Features

- Open frame and spray plate.
- No moving parts.
- Wide range of spray patterns and trajectories.
- Color coded nozzles for flow rate identification.
- "Quick" thread for easy insertion into tubing.
- Threaded for installation on Asta® Stakes, Asta® Stake Adapter, Micro Stake Assemblies and Rigid Risers.

### Applications

Specifically designed for orchards, vineyards and horticultural crops.

SPRAYS



Frame Jet™  
210° x 8 Pattern



Deflector for Frame Jet™



Deflector attached to  
Frame Jet™ Butterfly Pattern



Micro Stake Assembly  
with 36" tube & adapter

### Ordering Information - Frame Jets™


Description	Part Number	Pack Quantity	Packs Per Carton	Carton (lbs)
Frame Jets™	Page 22	1000	6	26.9
Deflector	12998	1000	6	27.0
Micro Stake Assembly	54238	100	1	14.5

### Specifications

Dimensions Assembled		UV Stabilized Materials		Base/Connection Type	
HEIGHT	1.26"	FRAME	acetal	INLET	"Quick" thread 0.16"
WIDTH	0.5"	BASE	acetal		
LENGTH	1.04"	DEFLECTOR	acetal		
WEIGHT (approx.)	0.065 oz				

Due to the comprehensive range of Frame Jets™ all are made to order. Allow two weeks for assembly and shipping. Urgent orders upon request and may include additional charges. Smaller quantities may be available upon request.

### System Example



Spray trajectory without Deflector

Spray trajectory with Deflector



# Performance and Part Numbers



Color & Nozzle	Pattern		B Butterfly		C 210° x 8		E 360° x 22		J 360° x 12		R Rectangular		V 300° x 10	
	Trajectory		22°		22°		12.5°		22°		12.5°		22°	
	Press. (psi)	Flow (gph)	Part Number	Diameter (ft)	Part Number	Diameter (ft)	Part Number	Diameter (ft)	Part Number	Diameter (ft)	Part Number	Diameter (ft)	Part Number	Diameter (ft)
Black 0.030"	10	4.9		13		10	9	10	10	11	6		11	
	15	5.9		16		11	11	13	13	13	7		13	
	20	6.9	12108	17	12308	12	12508	12	12608	15	8	12708	14	
Orange 0.034"	25	7.6		18		13	13	13	15	15	9		15	
	30	8.3		18		13	13	13	16	16	9		15	
	10	5.4		15		15	10	10	12	12	7		13	
Brown 0.035"	15	6.7		18		18	11	11	14	14	8		15	
	20	7.7	12178	19	12378	19	12578	12	12678	16	9	12778	17	
	25	8.5		20		20	13	13	17	17	10		19	
Blue 0.040"	30	9.3		23		22	14	14	18	18	11		20	
	10	6.1		14		13	10	10	12	12	7		13	
	15	7.5		17		15	12	12	15	15	9		15	
Purple 0.045"	20	8.7	12128	19	12328	16	12528	14	12628	15	10	12728	16	
	25	9.7		19		17	15	15	17	17	11		17	
	30	10.5		21		18	15	15	19	19	11		17	
Gray 0.048"	10	7.9		17		15	11	11	13	13	8		14	
	15	9.9		20		17	13	13	16	16	10		16	
	20	11.3	12118	23	12318	19	12518	15	12618	18	11	12718	18	
Green 0.050"	25	12.6		25		20	17	17	19	19	12		20	
	30	13.8		26		21	18	18	20	20	13		21	
	10	10.0		18		24	12	12	15	15	9		17	
Olive 0.059"	15	12.3		23		26	15	15	20	20	11		20	
	20	14.3	12168	25	12368	29	12568	17	12668	21	13	12768	22	
	25	15.9		28		32	18	18	23	23	14		23	
Red 0.060"	30	17.3		29		34	19	19	25	25	15		24	
	10	11.4		21		20	14	14	18	18	10		19	
	15	14.2		25		25	17	17	21	21	12		23	
Green 0.050"	20	16.2	12148	27	12348	27	12548	18	12648	24	13	12748	26	
	25	18.2		30		29	20	20	26	26	15		29	
	30	19.7		31		31	21	21	27	27	16		30	
Olive 0.059"	10	13.0		20		19	14	14	16	16	11		17	
	15	16.0		25		21	17	17	20	20	13		21	
	20	18.5	12138	27	12338	22	12538	19	12638	22	15	12738	24	
Red 0.060"	25	20.7		29		26	22	22	24	24	16		25	
	30	22.5		30		28	24	24	26	26	17		27	
	10	16.7		23		22	17	17	21	21	12		22	
Olive 0.059"	15	20.5		28		27	20	20	25	25	15		27	
	20	23.8	12188	32	12388	30	12588	22	12688	28	16	12788	30	
	25	26.9		34		33	24	24	30	30	17		33	
Red 0.060"	30	29.1		37		36	26	26	33	33	19		35	
	10	17.8		21		24	15	15	18	18	13		19	
	15	21.9		26		26	18	18	22	22	15		24	
Red 0.060"	20	25.2	12158	29	12358	29	12558	21	12658	25	18	12758	26	
	25	28.4		31		32	23	23	28	28	19		27	
	30	30.7		34		34	25	25	30	30	19		27	

SPRAYS



# Rotor Spray™ Mini Sprinklers



Durable and reliable with excellent distribution uniformity. Vari-Rotor Spray™ can be adjusted to alter flow and coverage.

### Features

- 'C' Frame design for strength and high distribution uniformity.
- Full flow flipper suspended between two bearings for reliable performance.
- Inverted model incorporates special khaki colored flipper with dust cover to protect bearing.
- Six color coded nozzles to identify flow rates.
- 10-32 UNF thread for installing into Rigid Risers, tubing & 1/2" threaded adapters.
- UV stabilized materials for long life.

### Applications

Landscape areas, home gardens, nurseries, and horticultural applications. Inverted Rotor Spray™ ideal for overhead greenhouse and nursery watering.



Rotor Spray™  
10-32 UNF Thread



Inverted Rotor Spray™  
10-32 UNF Thread



Vari-Rotor Spray™  
10-32 UNF Thread



Micro Stake Assembly  
with 36" tube & adapter

### Ordering Information - Rotor Spray™

Nozzle Size & Color	Part Number	Pack Quantity	Packs Per Carton	Carton (lbs)
0.035" <b>Brown</b>	20025	50	50	12.7
0.04" <b>Blue</b>	20015	50	50	12.7
0.05" <b>Green</b>	20035	50	50	12.7
0.06" <b>Red</b>	20055	50	50	12.7
0.07" <b>Orange</b>	20075	50	50	12.7
0.08" <b>Gray</b>	20045	50	50	12.7

### Ordering Information - Inverted Rotor Spray™

Nozzle Size & Color	Part Number	Pack Quantity	Packs Per Carton	Carton (lbs)
0.035" <b>Brown</b>	20125	50	50	12.7
0.04" <b>Blue</b>	20115	50	50	12.7
0.05" <b>Green</b>	20135	50	50	12.7
0.06" <b>Red</b>	20155	50	50	12.7
0.07" <b>Orange</b>	20175	50	50	12.7
0.08" <b>Gray</b>	20145	50	50	12.7

### Ordering Information - Vari-Rotor Spray™

Nozzle Size & Color	Part Number	Pack Quantity	Packs Per Carton	Carton (lbs)
0.06" Max <b>Black</b>	20205	25	50	12.2

### Ordering Information - Micro Stake Assembly with 36" tube & adapter

Type	Part Number	Pack Quantity	Packs Per Carton	Carton (lbs)
Micro Stake Assembly	54238	100	1	14.5

### Specifications

Dimensions Assembled		Rotor Spray™ and Inverted Rotor Spray™	Vari-Rotor Spray™
HEIGHT		1.4"	1.8"
WIDTH		1.1"	1.1"
WEIGHT (approx.)		0.07 oz	0.12 oz
UV STABILIZED MATERIALS	FRAME	acetal	acetal
	BASE	acetal	acetal
	FLIPPER	nylon	nylon
	KNOB	-	HDPE
BASE/CONNECTION TYPE: INLET		thread 10-32 UNF	thread 10-32 UNF

# Rotor Spray™ Mini Sprinklers



Performance Chart - Rotor Spray™

Performance			Rotor Spray™		Vari-Rotor Spray™		Inverted Rotor Spray™	
			Tested 8" above ground		Tested 8" above ground		Tested 2.6 ft above ground	Tested 6.6 ft above ground
Nozzle Size & Color	Pressure (psi)	Flow (gph)	Diameter (ft)	Stream Height (in)	Diameter (ft)	Stream Height (in)	Diameter (ft)	Diameter (ft)
0.035" Brown	15	8.1	15	10			13.2	17.9
	20	9.4	17	11			13.8	19.4
	25	10.5	17	13			13.8	20.3
0.04" Blue	15	9.8	17	11			13.9	18.5
	20	11.7	17	12			14.8	19.4
	25	13.0	17	13			15.7	20.3
0.05" Green	15	16.8	19	14			13.9	19.1
	20	19.5	21	16			14.8	20.0
	25	22.0	21	21			15.7	20.9
	30	24.0	23	24			16.6	21.8
0.06" Red	15	22.5	23	21			14.5	20.4
	20	26.5	23	23			15.4	20.8
	25	30.0	27	27			16.0	22.2
	30	33.0	27	28			16.5	24.0
0.07" Orange	15	27.0	25	16			15.1	21.2
	20	31.5	27	19			15.6	23.0
	25	35.5	29	21			16.3	23.9
	30	39.0	29	24			17.2	24.4
0.08" Gray	15	32.5	25	18			15.1	21.2
	20	39.0	27	24			15.6	23.0
	25	43.5	29	27			16.3	23.9
	30	48.0	31	28			17.2	24.4
0.06" Max Black	15	0 - 22.0			0 - 23	0 - 21		
	20	0 - 26.0			0 - 23	0 - 23		
	25	0 - 30.0			0 - 27	0 - 27		
	30	0 - 33.0			0 - 27	0 - 28		

SPRINKLERS



This product has been independently tested at 15 psi by the Center for Irrigation Technology, California State University, Fresno.



# Rotor Rain™ Mini Sprinklers



Low trajectory, large droplet mini sprinkler.

### Features

- 'C' Frame design for high distribution uniformity.
- Full flow spinner suspended between two bearings for reliable performance.
- Eleven color coded nozzles to identify flow rates.
- Rotor can be replaced with break-off spray deflector for close-in watering of immature trees.

### Applications

*Vines, bananas and tree crops such as citrus and apples.*

SPRINKLERS

## Ordering Information - Rotor Rain™ 1/2" Male Thread



Rotor Rain™  
1/2" Male Thread

Nozzle Size & Color	Part Number	Pack Quantity	Packs Per Carton	Carton (lbs)
0.035" <b>Black</b>	20655	100	10	25.2
0.040" <b>White</b>	20665	100	10	25.2
0.050" <b>Brown</b>	20675	100	10	25.2
0.055" <b>Green</b>	20535	100	10	25.2
0.070" <b>Blue</b>	20515	100	10	25.2
0.075" <b>Gray</b>	20545	100	10	25.2
0.080" <b>Yellow</b>	20595	100	10	25.2
0.085" <b>Olive</b>	20585	100	10	25.2
0.095" <b>Red</b>	20555	100	10	25.2
0.100" <b>Orange</b>	20575	100	10	25.2
0.110" <b>Purple</b>	20565	100	10	25.2

### Specifications

Dimensions Assembled	Rotor Rain 1/2"	UV Stabilized Materials	Base/Connection Type
HEIGHT	2.2"	SPINNER nylon	INLET thread 1/2" MNPT
WIDTH	1.9"	FRAME acetal	
WEIGHT (approx.)	0.37 oz	NOZZLE acetal	



# Rotor Rain™ Mini Sprinklers



## Performance Chart - Rotor Rain™

Performance			Tested 8" above ground		
Nozzle Size & Color	Pressure (psi)	Flow (gph)	Diameter (ft)	Stream Height (ft)	Deflector Diameter (ft)
0.035" Black	15	8.0	11.5	0.8	7.0
	20	9.3	11.8	0.8	
	25	10.5	12.4	0.9	
	30	11.5	12.8	1.0	
0.040" White	15	9.2	14.4	1.1	7.0
	20	11.0	16.4	1.2	
	25	12.3	18.4	1.3	
	30	13.6	20.1	1.3	
0.050" Brown	15	14.6	14.7	1.1	7.1
	20	16.9	16.4	1.1	
	25	18.9	18.4	1.2	
	30	20.7	20.3	1.3	
0.055" Green	15	20.0	26.0	1.8	9.2
	20	23.5	30.0	1.8	
	25	26.5	30.0	1.8	
	30	29.2	30.0	2.1	
0.070" Blue	15	26.5	30.0	2.2	9.2
	20	31.0	34.0	2.4	
	25	35.0	34.0	2.5	
	30	38.5	34.0	2.6	
0.075" Gray	15	32.5	34.0	2.4	9.2
	20	38.5	34.0	2.6	
	25	44.0	34.0	2.7	
	30	49.0	34.0	2.8	
0.080" Yellow	15	40.0	30.0	2.1	9.8
	20	47.0	34.0	2.5	
	25	53.0	38.0	2.8	
	30	58.5	38.0	3.1	
0.085" Olive	15	44.0	34.0	2.2	9.8
	20	51.0	34.0	2.6	
	25	58.0	38.0	2.8	
	30	63.5	38.0	2.9	
0.095" Red	15	52.5	34.0	2.2	10.5
	20	61.0	38.0	2.7	
	25	69.0	42.0	3.1	
	30	76.0	42.0	3.4	
0.100" Orange	15	63.5	38.0	2.2	10.5
	20	75.0	38.0	2.5	
	25	85.0	38.0	2.8	
	30	94.5	40.0	3.0	
0.110" Purple	15	70.5	38.0	2.6	13.1
	20	83.0	42.0	2.9	
	25	94.5	42.0	3.2	
	30	105.0	42.0	3.5	



Rotor Rain™  
1/2" Male Thread



Socket Driver for Rotor Rain™ Plus  
\*Refer to page 51 for Socket Driver information



This product has been independently tested at 15 psi by the Center for Irrigation Technology, California State University, Fresno.

SPRINKLERS



# Rotor Rain™ Plus Mini Sprinklers

High performance and featured range of mini sprinklers, the Rotor Rain™ Plus incorporates the following:

## Features

- Anti-insect spinner design.
- Robust design with profiled double frame to maximize water distribution.
- Easily identifiable wide range of color coded flow rates.
- Quick action frame removal for ease of field disassembly.
- Long field life bearing and spinner.
- Standard or Deflector spinner for close in watering of young trees.
- Suspension hole for trellis applications.
- Available in 3/8" or 1/2" male threaded inlets.

## Applications

Orchards, row crops and vegetable plots.

SPRINKLERS



## Ordering Information - Rotor Rain™ Plus 3/8"

Nozzle Size & Color	Part Number Standard Spinner	Part Number w/Deflector Spinner	Pack Quantity	Packs per Carton	Carton (lbs)
0.031" <b>Brown</b>	22015	22115	50	20	25.7
0.035" <b>Dark Blue</b>	22025	22125	50	20	25.7
0.043" <b>Gray</b>	22035	22135	50	20	25.7
0.047" <b>Black</b>	22045	22145	50	20	25.7
0.055" <b>Orange</b>	22055	22155	50	20	25.7
0.063" <b>Red</b>	22065	22165	50	20	25.7
0.071" <b>Light Blue</b>	22075	-	50	20	25.7
0.079" <b>Yellow</b>	22085	-	50	20	25.7
0.091" <b>Purple</b>	22095	-	50	20	25.7
0.098" <b>Olive</b>	22105	-	50	20	25.7



Rotor Rain™ Plus with deflector 3/8" Male Thread

## Ordering Information - Rotor Rain™ Plus 1/2"

Nozzle Size & Color	Part Number Standard Spinner	Part Number w/Deflector Spinner	Pack Quantity	Packs per Carton	Carton (lbs)
0.031" <b>Brown</b>	21935	21975	50	18	27.1
0.035" <b>Dark Blue</b>	21945	21985	50	18	27.1
0.043" <b>Gray</b>	21955	21995	50	18	27.1
0.047" <b>Black</b>	21965	22005	50	18	27.1
0.055" <b>Orange</b>	22335	22395	50	18	27.1
0.063" <b>Red</b>	22345	22405	50	18	27.1
0.071" <b>Light Blue</b>	22355	-	50	18	27.1
0.079" <b>Yellow</b>	22365	-	50	18	27.1
0.091" <b>Purple</b>	22375	-	50	18	27.1
0.098" <b>Olive</b>	22385	-	50	18	27.1



Rotor Rain™ Plus 1/2" Male Thread

NEW  
NEW  
NEW  
NEW

## Recommended riser tubing sizes

Install on 5 mm Micro tubing					Install on 10 mm or 13 mm tubing				
0.031" Brown	0.035" Dk. Blue	0.043" Gray	0.047" Black	0.055" Orange	0.063" Red	0.071" Lt. Blue	0.079" Yellow	0.091" Purple	0.098" Olive

## Specifications

Dimensions Assembled		Rotor Rain™ Plus 3/8"	Rotor Rain™ Plus 1/2"
HEIGHT		2.1"	2.3"
WIDTH		1.81"	1.81"
DEPTH		0.83"	0.83"
WEIGHT (approx.)		0.4 oz	0.43 oz
UV STABILIZED MATERIALS	FRAME SPINNER NOZZLE	acetal nylon acetal	acetal nylon acetal
BASE/CONNECTION TYPE: INLET		thread 3/8" BSPM	thread 1/2" MNPT



Easy turn field disassembly


# Rotor Rain™ Plus Mini Sprinklers



## Performance Chart - Rotor Rain™ Plus

Nozzle Size & Color	Pressure (psi)	Flow (gph)	Tested at 8" above ground		
			Diameter (ft)	Stream Height (ft)	Deflector Diameter (ft)
0.031" Brown	15	5.8	12	1.0	5.2
	20	6.6	14	1.2	
	25	7.7	16	1.3	
	30	8.5	17	1.4	
	35	9.2	18	1.4	
0.035" Dark Blue	15	7.4	16	1.3	5.2
	20	9.0	18	1.6	
	25	10.0	19	1.7	
	30	11.1	19	1.8	
	35	11.9	20	1.8	
0.043" Gray	15	11.6	16	0.8	5.4
	20	13.5	18	1.0	
	25	15.3	19	1.3	
	30	16.6	19	1.2	
	35	18.0	20	1.2	
0.047" Black	15	14.3	19	1.2	7.2
	20	16.4	20	1.3	
	25	18.5	20	1.3	
	30	20.1	20	1.3	
	35	21.7	20	1.3	
0.055" Orange	15	18.8	20	1.2	6.9
	20	21.9	20	1.3	
	25	24.8	21	1.4	
	30	27.2	21	1.5	
	35	29.6	21	1.5	
0.063" Red	15	25.4	21	1.2	6.2
	20	29.3	23	1.3	
	25	33.0	24	1.5	
	30	36.5	24	1.4	
	35	39.1	25	1.3	
0.071" Light Blue	15	32.2	22	1.6	N/A
	20	37.8	25	1.6	
	25	42.3	26	1.7	
	30	46.5	27	1.8	
	35	50.2	27	1.7	
0.079" Yellow	15	39.9	28	2.8	N/A
	20	46.5	32	2.9	
	25	52.0	34	3.2	
	30	57.3	35	3.3	
	35	62.1	35	3.3	
0.091" Purple	15	53.4	29	2.2	N/A
	20	62.3	32	2.3	
	25	70.0	33	2.4	
	30	77.4	34	2.5	
	35	84.0	34	2.5	
0.098" Olive	15	63.9	30	1.8	N/A
	20	73.4	34	2.5	
	25	82.4	35	2.5	
	30	90.6	36	2.4	
	35	98.3	35	2.3	

Two stage watering for targeted application



Removable Deflector Tab for two stage watering



Rotor Rain™ Plus 3/8" Assembly with 24" Tube & Adapter

## Ordering Information - Rotor Rain™ Plus 3/8" Assembly with 24" Tube & Adapter

Nozzle Size & Color	Part Number	Pack Quantity	Packs per Carton	Carton (lbs)
0.031" Brown - Standard Spinner	56175	10	8	11.7
0.035" Dark Blue - Standard Spinner	56185	10	8	11.7
0.043" Gray - Standard Spinner	56195	10	8	11.7
0.047" Black - Standard Spinner	56205	10	8	11.7
0.055" Orange - Standard Spinner	56215	10	8	11.7
0.031" Brown w/ Deflector Spinner	56275	10	8	12.5
0.035" Dark Blue w/ Deflector Spinner	56285	10	8	12.5
0.043" Gray w/ Deflector Spinner	56295	10	8	12.5
0.047" Black w/ Deflector Spinner	56305	10	8	12.5
0.055" Orange w/ Deflector Spinner	56315	10	8	12.5



# Rotor Rain™ Plus Pressure Compensating



The Rotor Rain® Plus Pressure Compensating sprinkler provides a consistent performance over longer rows and on undulating terrain, delivering a more even application of water, fertilizers and chemicals through each sprinkler. Rotor Rain® Plus PC provides a more even sprinkler performance for all sprinklers on the same lateral line.

### Features

- Pressure Compensating for fixed outlet flows.
- Profiled double frame to maximize distribution uniformity.
- Snap off deflector option for young trees.
- Suspension hole for trellis applications
- Color coded bases for easy flow rate identification.
- Easily disassembled for in-field maintenance.
- High grade silicone diaphragm for long service life.

### Applications

Orchards and row crops where input pressure varies or terrain is undulating.

SPRINKLERS

## Ordering Information - Rotor Rain™ Plus 3/8" PC

Nozzle Size & Color	Part Number Standard Spinner	Part Number w/Deflector Spinner	Pack Quantity	Packs per Carton	Carton (lbs)
0.031" <b>Brown</b>	32215	32315	50	20	25.7
0.035" <b>Dark Blue</b>	32225	32325	50	20	25.7
0.043" <b>Gray</b>	32235	32335	50	20	25.7
0.047" <b>Black</b>	32245	32345	50	20	25.7
0.055" <b>Orange</b>	32255	32355	50	20	25.7
0.063" <b>Red</b>	32265	32365	50	20	25.7
0.071" <b>Light Blue</b>	32275	-	50	20	25.7
0.079" <b>Yellow</b>	32285	-	50	20	25.7
0.091" <b>Purple</b>	32295	-	50	20	25.7
0.098" <b>Olive</b>	32305	-	50	20	25.7

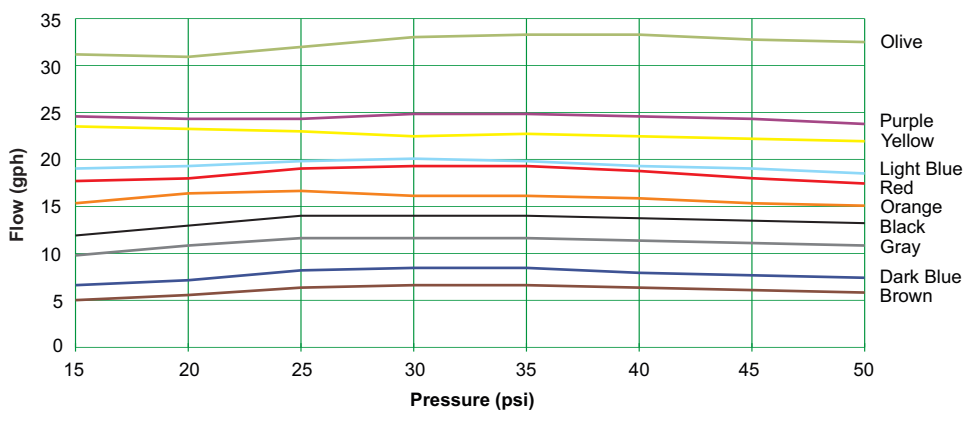


Rotor Rain™ Plus PC  
3/8" Male Thread



Rotor Rain™ Plus PC  
with Deflector  
3/8" Male Thread

### Flow Rate



### Specifications

Dimensions Assembled		Rotor Rain™ Plus 3/8"
HEIGHT		2.1"
WIDTH		1.81"
DEPTH		0.83"
WEIGHT (approx.)		0.4 oz
UV STABILIZED MATERIALS	FRAME	acetal
	SPINNER	nylon
	NOZZLE	acetal
	DIAPHRAGM	silicone rubber
BASE/CONNECTION TYPE: INLET		thread 3/8" BSPM





**NEW**



## Ordering Information - Rotor Rain™ Plus 3/8" PC Assembly w/24" Tube & Adapter

Nozzle Size & Color	Part Number	Pack Quantity	Packs per Carton	Carton (lbs)
0.031" <b>Brown</b> - Standard Spinner	56325	10	8	11.7
0.035" <b>Dark Blue</b> - Standard Spinner	56335	10	8	11.7
0.043" <b>Gray</b> - Standard Spinner	56345	10	8	11.7
0.047" <b>Black</b> - Standard Spinner	56355	10	8	11.7
0.055" <b>Orange</b> - Standard Spinner	56365	10	8	11.7
0.063" <b>Red</b> - Standard Spinner	56375	10	8	11.7
0.071" <b>Light Blue</b> - Standard Spinner	56385	10	8	11.7
0.079" <b>Yellow</b> - Standard Spinner	56395	10	8	11.7
0.091" <b>Purple</b> - Standard Spinner	56405	10	8	11.7
0.098" <b>Olive</b> - Standard Spinner	56415	10	8	11.7
0.031" <b>Brown</b> w/ Deflector Spinner	56425	10	8	12.5
0.035" <b>Dark Blue</b> w/ Deflector Spinner	56435	10	8	12.5
0.043" <b>Gray</b> w/ Deflector Spinner	56445	10	8	12.5
0.047" <b>Black</b> w/ Deflector Spinner	56455	10	8	12.5
0.055" <b>Orange</b> w/ Deflector Spinner	56465	10	8	12.5



Rotor Rain™ Plus 3/8" PC Assembly with 24" Tube & Adapter



**NEW**

Socket Driver for Rotor Rain™ Plus  
\*Refer to page 51 for Socket Driver information



SPRINKLERS



# Rotor Max™ Midi Sprinkler



Robust and reliable “balanced spinner” sprinkler for use above and below plant foliage and with two trajectory options. Excellent sprinkler distribution patterns and performance.

**Features**

- Dual outlet spinner enhances performance.
- Standard model has a 25° trajectory with black colored spinner.
- Inverted model has a 0° flat trajectory with khaki colored spinner.
- Suitable for recycled water applications subject to adequate filtration.
- Easily taken apart for servicing.
- UV stabilized materials for long life.


**Applications**

Greenhouses, vegetable row crops and under tree watering. Inverted Rotor Max™ is ideal for overhead watering in greenhouse, nursery and shade house applications. The 0° trajectory sprinkler is also suited to standard upright operation, excellent for under foliage or wind affected locations.

SPRINKLERS



Rotor Max™



Inverted Rotor Max™



Inverted Rotor Max™  
(upright position)

**Ordering Information - Rotor Max™ 1/2" Male Thread**

Nozzle Size & Color	Part Number	Pack Quantity	Packs Per Carton	Carton (lbs)
0.080" Yellow	21075	20	10	14.1
0.095" Green	21085	20	10	14.1
0.110" Red	21055	20	10	14.1
0.130" Black	21005	20	10	14.1
0.150" Purple	21065	20	10	14.1

**Ordering Information - Inverted Rotor Max™ 1/2" Male Thread**

Nozzle Size & Color	Part Number	Pack Quantity	Packs Per Carton	Carton (lbs)
0.080" Yellow	21585	20	10	14.1
0.095" Green	21595	20	10	14.1
0.110" Red	21555	20	10	14.1
0.130" Black	21505	20	10	14.1
0.150" Purple	21565	20	10	14.1

**Specifications**

Dimensions Assembled		UV Stabilized Materials		Base/Connection Type	
HEIGHT	3.8"	FRAME	polypropylene	INLET	thread 1/2" BSPM
WIDTH	3.5"	SPINNER	acetal		
BREADTH	1.2"	NOZZLE	acetal		
WEIGHT (approx.)	1.3 oz	BEARING	acetal		
		BEARING PIN	nylon		





## Performance Chart - Rotor Max™

Nozzle Size & Color	Pressure (psi)	Flow (gpm)	Upright - 25° on 8" Riser		Inverted - 0° on 6.6 ft Riser
			Diameter (ft)	Stream Height	Diameter (ft)
0.080" Yellow	15	0.6	22.0	3.2	24.0
	20	0.8	26.0	3.6	27.0
	30	0.9	29.5	3.6	29.5
	40	1.0	31.5	3.9	31.0
0.095" Green	15	1.0	25.0	3.2	27.0
	20	1.2	27.0	3.6	30.0
	30	1.4	31.5	3.6	32.5
0.110" Red	40	1.6	32.5	3.9	33.5
	15	1.3	36.0	3.0	36.0
	20	1.5	39.0	3.5	39.0
0.130" Black	30	1.8	43.0	4.0	43.0
	40	2.1	43.0	4.5	43.0
	15	1.7	36.0	3.0	36.0
0.150" Purple	20	2.0	39.0	3.5	39.0
	30	2.4	43.0	4.0	43.0
	40	2.8	45.0	4.2	45.0
0.150" Purple	15	2.4	40.0	2.3	40.0
	20	2.8	42.0	2.7	42.0
	30	3.7	46.0	3.4	46.0
40	4.2	45.0	3.9	45.0	



180° Deflector



180° Deflector fitted



Rotor Max™ has been independently tested by the Australian Irrigation Technology Centre, Report No. A95003.

## Ordering Information - Rotor Max™ 180° Deflector

Description	Part Number	Pack Quantity	Packs per Carton	Carton (lbs)
Deflector 180°	21365	10	28	10.6





# Micro Fittings

Essential components in low pressure micro irrigation systems. Used in conjunction with standard low pressure tubing. Antelco fittings are practical and durable.

## Features

- Micro fittings with single barb or "Quick" thread connection.
- 1/2" MNPT and FNPT Adapters suit (0.16") 10-32 UNF or "Quick" thread emitters.
- UV stabilized materials for long life.

## Applications

Home gardens, landscaping, greenhouses and hanging baskets.

FITTINGS



Adapter 0.16" (F)  
x 1/2" MNPT

## Ordering Information - Adapters

Type	Part Number	Pack Quantity	Packs Per Carton	Carton (lbs)
Adapter 0.16" (F) (suits 10-32 UNF) x 1/2" MNPT	41075	25	50	8.9
Adapter 0.16" (F) (suits 10-32 UNF) x 1/2" FNPT	41015	25	50	10.9
Adapter 10-32 UNF thread x thread	40915	100	50	5.5
1/2" Riser Adapter with 1/4" barb	51455	25	25	17.6



Adapter 0.16" (F)  
x 1/2" FNPT

1/2" Riser Adapter  
with 1/4" barb

## Ordering Information - Adapters

Type	Part Number	Pack Quantity	Packs Per Carton	Carton (lbs)
Adapter 0.16" "Quick" thread x thread	40925	100	50	6.4
Adapter 0.16" barb x 10-32 UNF thread	40945	100	50	6.8
Adapter 0.18" barb x 10-32 UNF thread	40995	100	50	7.0




Adapter  
"Quick" thread

Adapter barb x  
10-32 UNF thread

## Ordering Information - Joiners

Type	Part Number	Pack Quantity	Packs Per Carton	Carton (lbs)
Joiner 0.16" barb	40145	100	50	7.0
Joiner 0.18" barb	40195	100	50	8.0
Joiner 0.16" barb x barb Hypodermic	40935	100	50	6.8



Joiner

Joiner barb x barb  
self-piercing

## Ordering Information - Elbows

Type	Part Number	Pack Quantity	Packs Per Carton	Carton (lbs)
Elbow 0.16" barb	40245	50	50	3.3
Elbow 0.18" barb	40295	50	50	4.1



Elbow

Tee

## Ordering Information - Tees

Type	Part Number	Pack Quantity	Packs Per Carton	Carton (lbs)
Tee 0.16" barb	40345	50	50	4.3
Tee 0.18" barb	40395	50	50	4.3



Cross

## Ordering Information - Crosses

Type	Part Number	Pack Quantity	Packs Per Carton	Carton (lbs)
Cross 0.16" barb	40445	50	50	5.2
Cross 0.18" barb	40495	50	50	6.2

# Micro Fittings



Essential components in low pressure micro irrigation systems. Used in conjunction with standard low pressure tubing. Antelco fittings are practical and durable.

## Features

- Tidy Bow™ Clip On Elbow clips over 1/4" micro tubing removing the need for cutting tube and additional micro fittings. Redirects tubing without kinking tube or flow restriction
- Ratchet Clamps secure LDPE tubing to barbed fittings.
- Saddle Clips and Clamps secure 1/4" micro tubing.
- Goof Plugs repair holes in LDPE tubing.
- UV stabilized materials for long life.

## Applications

Home gardens, landscaping, greenhouses and hanging baskets.



Tidy-Bow™ Clip On Elbow

## Ordering Information - Tidy-Bow™ Clip On Elbow

Type	Part Number	Pack Quantity	Packs Per Carton	Carton (lbs)
Tidy-Bow™ Clip On Elbow - Handy Pack	45342	10	50	4.0
Tidy-Bow™ Clip On Elbow	45345	50	100	18.3



Ratchet Clamp

## Ordering Information - Ratchet Clamps

Type	Part Number	Pack Quantity	Packs Per Carton	Carton (lbs)
Ratchet Clamp # 15 (tube OD .590 - .630)	44305	100	50	27.3
Ratchet Clamp # 17 (tube OD .630 - .709)	44345	100	45	24.8
Ratchet Clamp # 18 (tube OD .670 - .750)	44335	100	40	22.2
Ratchet Clamp # 20 (tube OD .749 - .827)	44295	100	40	24.5
Ratchet Clamp # 22 (tube OD .827 - .906)	44315	100	35	23.4
Ratchet Clamp # 23 (tube OD .860 - .945)	44285	100	32	23.1
Ratchet Clamp # 28 (tube OD 1.06 - 1.18)	44325	100	16	22.2



Saddle Clip

## Ordering Information - Saddle Clips

Type	Part Number	Pack Quantity	Packs Per Carton	Carton (lbs)
Saddle Clip 1/4" with nail	45355	100	50	12.8



Saddle Clamp

## Ordering Information - Saddle Clamps

Type	Part Number	Pack Quantity	Packs Per Carton	Carton (lbs)
Saddle Clamp 1/4"	45395	100	50	12.8



Goof (Repair) Plugs

## Ordering Information - Goof Plugs

Type	Part Number	Pack Quantity	Packs Per Carton	Carton (lbs)
Goof Plugs (rack of 10)	42325	10	50	3.6



# Xpando™ Take-Off Fittings



Antelco Xpando™ Take-Off Fittings are an improved method of connecting low pressure irrigation tubes and driplines to polyethylene (HDPE) tubes and PVC mainlines (class 200 or 160 only).

**Features**

- Easy to install, reducing both time and cost of installation.
- Innovative Xpando™ Take-Off Adapter with collapsible barb prevents pull-out and reduces grommet damage during installation process.
- Capo™ Grommet with internal step combines with Xpando™ interference barb to hold take-off firmly in place.
- UV stabilized materials for long life.

**Applications**

*Agricultural, horticultural, vineyard and landscape applications.*

FITTINGS



Take-Off Elbow



Take-Off Coupling



Xpando™ Take-Off Adapter



Capo™ Rubber Grommet

**Ordering Information - Take-Off Fittings LDPE** (for use with 7.5mm Hole Punch - page 51)

Type	Part Number	Pack Quantity	Packs Per Carton	Carton (lbs)
Take-Off Coupling 10 mm x 14 mm	46395	25	50	11.8
Take-Off Elbow 10 mm x 14 mm	46435	25	50	15.7

**Ordering Information - Xpando™ Take-Off Adapters**

Type	Part Number	Pack Quantity	Packs Per Carton	Carton (lbs)
Xpando™ 10 mm inlet x 14 mm Take-Off	45875	25	50	13.8
Xpando™ 10 mm inlet x 15 mm Take-Off	45885	25	50	14.5
Xpando™ 13 mm inlet x 13 mm Take-Off	45605	25	50	15.6
Xpando™ 13 mm inlet x 14 mm Take-Off	45595	25	40	13.5
Xpando™ 13 mm inlet x 15 mm Take-Off	45615	25	48	17.7
Xpando™ 16 mm inlet x 16 mm Take-Off	45635	25	32	17.7
Xpando™ 16 mm inlet x 18 mm Take-Off	45585	25	32	18.0
Xpando™ 19 mm inlet x 18 mm Take-Off	45995	25	25	19.4
Xpando™ 19 mm inlet x 19 mm Take-Off	45665	25	25	19.4
Xpando™ 19 mm inlet x 21 mm Take-Off	45675	25	25	18.7
Xpando™ 19 mm inlet x 25 mm Take-Off	45685	25	20	19.9

**Ordering Information - Capo™ Rubber Grommets**

Type	Part Number	Pack Quantity	Packs Per Carton	Carton (lbs)
Capo™ Rubber Grommet 10 mm	45725	25	50	9.5
Capo™ Rubber Grommet 13 mm	45735	25	50	7.8
Capo™ Rubber Grommet 16 mm	45745	25	50	13.3
Capo™ Rubber Grommet 19 mm	45755	25	50	16.1

Xpando™ Take -Off Adapter	Nom. Pipe Size (min. ID)	Min. Wall Thickness	Max. Wall Thickness	Capo™ Grommet	Hole Size Grommet
Xpando™ 10 mm x 14 mm Take-Off Xpando™ 10 mm x 15 mm Take-Off	1" only	0.06"	0.14"	10 mm (curved)	14 mm
Xpando™ 13 mm x 13 mm Take-Off Xpando™ 13 mm x 14 mm Take-Off Xpando™ 13 mm x 15 mm Take-Off	From 1 1/2"	0.06"	0.09"	13 mm	16 mm
Xpando™ 16 mm x 16 mm Take-Off Xpando™ 16 mm x 18 mm Take-Off	From 2"	0.06"	0.14"	16 mm	19 mm
Xpando™ 19 mm x 18 mm Take-Off Xpando™ 19 mm x 19 mm Take-Off Xpando™ 19 mm x 21 mm Take-Off Xpando™ 19 mm x 25 mm Take-Off	From 2"	0.06"	0.24"	19 mm	22 mm

# Xpando™ Take-Off Director



Antelco threaded Xpando™ Take-Off Directors allow direct connection of threaded sprinkler risers to rigid sprinkler lateral pipework.

## Features

- Proven Xpando™ positive seal proof connection.
- 1/2" BSPM thread connection for riser.
- Large 19 mm Take-Off reduces friction losses.
- Uses standard Capo™ Grommets.
- Uses recommended 19 mm Xpando™ drill bit for installation.
- UV stabilized materials for long life.

## Applications

Agricultural, horticultural, vineyard and landscape applications.



Xpando™ Director  
1/2" Male Thread x 19 mm Take-Off



Capo™ Rubber Grommet 19 mm



Drill Bit for 19 mm Xpando™

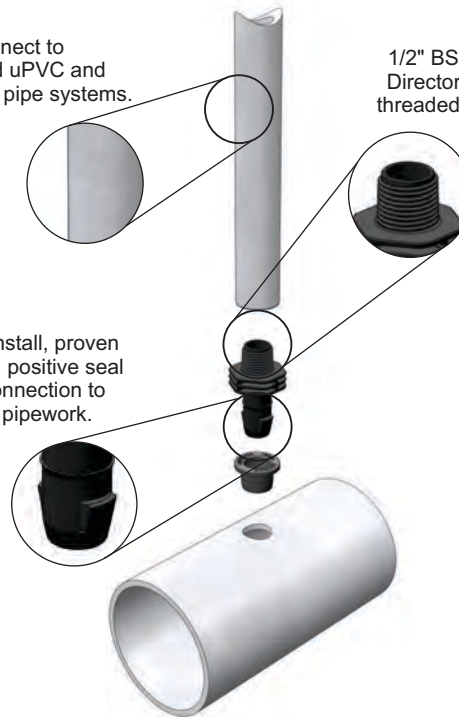
## Ordering Information - Xpando™ Director


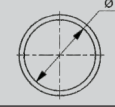

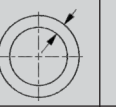


Type	Part Number	Pack Quantity	Packs Per Carton	Carton (lbs)
Xpando™ Director 19 mm x 1/2"	45985	25	20	22.4
Capo™ Rubber Grommet 19 mm	45755	25	50	16.1
Drill Bit for 19 mm Xpando™	51868	1	1	0.3

Connect to threaded uPVC and rigid HDPE pipe systems.

1/2" BSPM Threaded Director to connect to threaded sprinkler riser.

Easy to install, proven Xpando™ positive seal proof connection to lateral pipework.



Xpando™ Director	Nom. Pipe Size (min. ID)	Min. Wall Thickness	Max. Wall Thickness	Capo™ Grommet	Hole Size Grommet
					
Xpando™ 19 mm x 1/2" BSPM	From 2"	0.06"	0.24"	19 mm	22 mm

## Ordering Information - Xpando™ Drill Bits

Type	Part Number	Pack Quantity	Packs Per Carton	Carton (lbs)
Drill Bit for Xpando™ 10 mm Fittings	51838	1	1	0.1
Drill Bit for Xpando™ 13 mm Fittings	51848	1	1	0.2
Drill Bit for Xpando™ 16 mm Fittings	51858	1	1	0.3
Drill Bit for Xpando™ 19 mm Fittings	51868	1	1	0.3



# Double Barb "DB" Fittings™



The Double Barb "DB" range of purpose designed quality acetal fittings provide high retention in low density poly tubing for long-term reliability of connections.

### Features

- Double barb for increased retention.
- Sharp-edged barbs create leak-proof seal.
- Increased strength and superior quality.
- Heat, chemical and wear resistant.
- UV stabilized materials for long life.

### Applications

*Low pressure micro irrigation systems.*

FITTINGS



"DB" Coupling

### Ordering Information - "DB" Couplings

Type	Part Number	Pack Quantity	Packs Per Carton	Carton (lbs)
"DB" Coupling 13 mm (tube ID .520)	47005	25	50	13.8
"DB" Coupling 14 mm (tube ID .530)	47015	25	40	12.8
"DB" Coupling 15 mm (tube ID .570)	46975	25	50	18.0
"DB" Coupling 16 mm (tube ID .600)	47025	25	50	18.8
"DB" Coupling 18 mm (tube ID .660)	47035	25	40	17.7
"DB" Coupling 21 mm (tube ID .805)	47045	25	30	16.8
"DB" Coupling 25 mm (tube ID 1.050)	46995	25	20	15.8



"DB" Reducing Coupling

### Ordering Information - "DB" Reducing Couplings

Type	Part Number	Pack Quantity	Packs Per Carton	Carton (lbs)
"DB" Reducing Coupling 16 mm x 14 mm	47075	25	50	18.1
"DB" Reducing Coupling 18 mm x 14 mm	47085	25	50	20.1
"DB" Reducing Coupling 25 mm x 13 mm	47065	25	32	19.1
"DB" Reducing Coupling 25 mm x 14 mm	47105	25	32	18.8
"DB" Reducing Coupling 25 mm x 15 mm	47135	25	32	19.2
"DB" Reducing Coupling 25 mm x 16 mm	47145	25	30	18.4
"DB" Reducing Coupling 25 mm x 18 mm	47175	25	29	18.7



"DB" Elbow

### Ordering Information - "DB" Elbows

Type	Part Number	Pack Quantity	Packs Per Carton	Carton (lbs)
"DB" Elbow 13 mm (tube ID .520)	47205	25	50	16.1
"DB" Elbow 14 mm (tube ID .530)	47215	25	50	19.6
"DB" Elbow 15 mm (tube ID .570)	47375	25	50	21.7
"DB" Elbow 16 mm (tube ID .600)	47225	25	40	18.5
"DB" Elbow 18 mm (tube ID .660)	47235	25	35	19.2
"DB" Elbow 21 mm (tube ID .805)	47245	25	20	14.6
"DB" Elbow 25 mm (tube ID 1.050)	47255	25	16	16.3



"DB" Reducing Elbow

### Ordering Information - "DB" Reducing Elbows

Type	Part Number	Pack Quantity	Packs Per Carton	Carton (lbs)
"DB" Reducing Elbow 16 mm x 14 mm	47275	25	50	21.1



# Double Barb "DB" Fittings™



The Double Barb "DB" range can be confidently installed without clamps when matched to quality low pressure poly tubing with corresponding dimensions (refer to the tubing manufacturer for confirmation of suitability or test under field conditions).

Operating pressures should not exceed 50 psi.

## Ordering Information - "DB" Tees



"DB" Tee

Type	Part Number	Pack Quantity	Packs Per Carton	Carton (lbs)
"DB" Tee 13 mm (tube ID .520)	47405	25	40	18.6
"DB" Tee 14 mm (tube ID .530)	47415	25	30	17.3
"DB" Tee 15 mm (tube ID .570)	47395	25	30	18.6
"DB" Tee 16 mm (tube ID .600)	47425	25	25	16.8
"DB" Tee 18 mm (tube ID .660)	47435	25	20	16.0
"DB" Tee 21 mm (tube ID .805)	47445	25	12	12.5
"DB" Tee 25 mm (tube ID 1.050)	47455	25	10	14.8



"DB" Reducing Tee

## Ordering Information - "DB" Reducing Tees

Type	Part Number	Pack Quantity	Packs Per Carton	Carton (lbs)
"DB" Reducing Tee 13 mm line x 4 mm (1/4") branch	47765	25	50	19.6
"DB" Reducing Tee 14 mm line x 4 mm (1/4") branch	47465	25	50	21.3



"DB" Male Adapter

## Ordering Information - "DB" Male Adapters

Type	Part Number	Pack Quantity	Packs Per Carton	Carton (lbs)
"DB" Male Adapter 13 mm x 1/2" MNPT	48035	25	50	22.8
"DB" Male Adapter 14 mm x 1/2" MNPT	48015	25	50	22.6
"DB" Male Adapter 15 mm x 1/2" MNPT	48025	25	50	22.9
"DB" Male Adapter 16 mm x 1/2" MNPT	48045	25	40	18.5

## Ordering Information - "DB" End Plugs



"DB" End Plug

Type	Part Number	Pack Quantity	Packs Per Carton	Carton (lbs)
"DB" End Plug 13 mm (tube ID .520)	47685	25	50	12.0
"DB" End Plug 14 mm (tube ID .530)	47615	25	50	13.3
"DB" End Plug 16 mm (tube ID .600)	47625	25	50	15.9
"DB" End Plug 18 mm (tube ID .660)	47635	25	50	18.5
"DB" End Plug 21 mm (tube ID .805)	47645	25	40	18.4



# Snap-On Fittings

A range of quick connect fittings specifically to connect low density poly irrigation tubing. Connect to faucet adapters, faucet timers, manifold and multi outlet distributors.

## Features

- Simple to use ergonomic design.
- Tap Adapter suits Snap-On connections.
- UV stabilized materials for long life.

## Applications

Home gardens and landscaping applications.



Snap-On Tap Adapter



Snap-On Connector Barb



Snap-On Connector Thread 3/4" FNH



Snap-On Joiner



Nut and Tail



Figure 8 End Closure

## Ordering Information - Snap-On Tap Adapters

Type	Part Number	Pack Quantity	Packs Per Carton	Carton (lbs)
Snap-On Tap Adapter 3/4" FNH	45765	25	40	16.5

## Ordering Information - Snap-On Connectors

Type	Part Number	Pack Quantity	Packs Per Carton	Carton (lbs)
Snap-On Connector 1/2" (tube .520 ID)	45465	25	34	26.5
Snap-On Connector 5/8" (tube .570 - .620 ID)	45475	25	32	26.4
Snap-On Connector 3/4" FNH	44465	25	25	28.5

## Ordering Information - Snap-On Hose Kit (Not shown)

Type	Part Number	Pack Quantity	Packs Per Carton	Carton (lbs)
Snap-On Hose Kit 1/2" (tube .520 ID)	52505	25	16	20.7
Snap-On Hose Kit 5/8" (tube .570 - .620 ID)	52515	25	16	20.7

## Ordering Information - Snap-On Joiners

Type	Part Number	Pack Quantity	Packs Per Carton	Carton (lbs)
Snap-On Joiner 1/2" (tube .520 ID)	45455	25	50	9.8

## Ordering Information - Nuts and Tails

Type	Part Number	Pack Quantity	Packs Per Carton	Carton (lbs)
Nut and Tail with washer 3/4" BSPF x 13mm (tube ID .520)	44005	25	40	25.5
Nut and Tail with washer 3/4" BSPF x 14mm (tube ID .530)	44065	25	40	25.5
Nut and Tail with washer 3/4" BSPF x 16mm (tube ID .600)	44055	25	40	27.5

## Ordering Information - Figure 8 End Closure

Type	Part Number	Pack Quantity	Packs Per Carton	Carton (lbs)
Figure 8 End Closure (fits tubing up to .720 OD)	51275	25	50	9.9

# Pressure Regulating Devices



The Pressure Regulating micro manifold converts 1/2" irrigation risers to a multiple outlet micro irrigation system. Pressure Regulators are ideal for pressure regulation of drip or other low-volume irrigation systems.

## Features

Pressure Regulating Micro Manifold:

- Nine outlets pressure regulated to 25 psi.
- Outlets can support drip, micro sprays and/or micro stream bubblers.
- Inlet screen can be removed and cleaned.

Pressure Regulators:

- Available in 3/4" NPT or 3/4" NH threads.
- Maintains preset outlet pressure with varying inlet pressures.
- 15 psi, 25 psi & 30 psi regulators; flows from 6 to 480 gph.

## Applications

Reducing mains pressure to optimum micro irrigation operating pressure.

## Performance Chart

Pressure Regulating Micro Manifold				
Inlet Pressure (psi)	Outlet Pressure (psi)			
	0.5 gpm	1.0 gpm	2.0 gpm	3.0 gpm
30	21.6	21.0	20.8	20.2
40	22.5	22.5	22.1	21.7
60	24.8	24.5	24.1	23.5
80	26.9	26.3	25.9	25.5
100	29.1	28.3	27.8	27.3



Pressure Regulating Micro Manifold

## Ordering Information - Pressure Regulating Micro Manifold

Type	Part Number	Pack Quantity	Packs Per Carton	Carton (lbs)
9 Outlet Micro Manifold	51305	10	20	23.6

## Ordering Information - Lawn & Garden Pressure Regulators

Type	Part Number	Pack Quantity	Packs Per Carton	Carton (lbs)
Pressure Regulator 3/4" FNH x 3/4" MNH 15 psi	51375	25	15	24.8
Pressure Regulator 3/4" FNH x 3/4" MNH 25 psi	51385	25	15	27.6
Pressure Regulator 3/4" FNPT x 3/4" MNPT 30 psi	51365	25	8	30.5



Pressure Regulator 3/4" FNH x 3/4" MNH

## Specifications - Pressure Regulating Micro Manifold

DIMENSIONS		OPERATION		CONNECTION	
HEIGHT	2.88"	Inlet Pressure	20 - 100 psi	INLET BASE	1/2" FNPT
WIDTH	2.13"	Outlets Pressure	21 - 28 psi		
WEIGHT (approx.)	1.25 oz	Flow Range Total	0.2 - 3.5 gpm (12 - 210 gph)	OUTLET	barbs suit 1/4" tubing
			(Flow per outlet max 210 gph / 9 = 23.3 gph)		

## Specifications - Pressure Regulators 3/4" FNH x 3/4" MNH

DIMENSIONS		OPERATION		CONNECTION	
HEIGHT	2.7"	Outlet Pressure	15 psi & 25 psi	INLET BASE	3/4" FNH
WIDTH	1.4"				
WEIGHT (approx.)	1.1 oz	Flow Range Total	0.1 - 8.0 gpm	OUTLET	3/4" MNH

The Pressure Regulators must always be installed downstream from all shut-off valves, regardless of the application. Regulators should be installed with vent hole unobstructed. Do not use sealing compound (pipe dope). If needed, teflon tape may be used to seal for leaks.

## Specifications - Pressure Regulators 3/4" FNPT x 3/4" MNPT

DIMENSIONS		OPERATION		CONNECTION	
HEIGHT	3.2"	Outlets Pressure	30 psi	INLET BASE	3/4" FNPT
WIDTH	2.5"				
WEIGHT (approx.)	2.5 oz	Flow Range Total	0.1 - 7.0 gpm	OUTLET	3/4" MNPT

The Pressure Regulators must always be installed downstream from all shut-off valves, regardless of the application.



Pressure Regulator 3/4" FNPT x 3/4" MNPT



# Filters

Filtration devices to trap foreign particles in the water and reduce risk of clogging of emitters.

## Features

- In-Line model with single barb inlet and outlet.
- Snap-On model for direct connection to standard tap adapters.
- 50 mesh screen filter.
- Easily taken apart for cleaning.
- Effective compact filters with minimal flow losses.

## Applications

For low pressure (up to 45 psi) micro irrigation systems.

ACCESSORIES



In-Line Filter

Snap-On Filter



In-Line Filter screen detail



This product has been independently tested by the Australian Irrigation Technology Centre, Report No. A98052 and A00007.

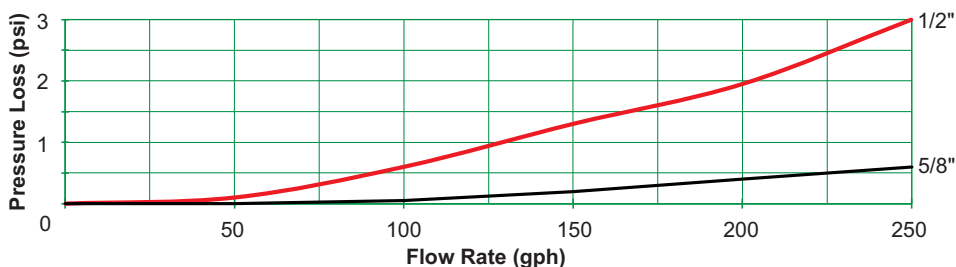
## Ordering Information - In-Line Filters 80 Mesh Screen

Type	Part Number	Pack Quantity	Packs Per Carton	Carton (lbs)
In-Line Filter 1/2" barb (tube .520 ID)	44355	25	12	19.6
In-Line Filter 5/8" barb (tube .570 - .620 ID)	44365	25	10	16.8

## Ordering Information - Snap-On Filters 80 Mesh Screen

Type	Part Number	Pack Quantity	Packs Per Carton	Carton (lbs)
Snap-On Filter 1/2" barb (tube .520 ID)	44405	25	12	25.7
Snap-On Filter 5/8" barb (tube .570 - .620 ID)	44415	25	10	20.5

## Pressure Loss 1/2" and 5/8" Filter



## Specifications: In-Line Filter

Dimensions Assembled	1/2", 5/8"	Material		Base/Connection Type	
LENGTH	5.2"	Tail Inlet	acetal		
WIDTH	1.3"	Body Filter & Nut	polypropylene	INLET	Barb 1/2" or 5/8"
WEIGHT (approx.)	1.0 oz	Washer	TPV rubber	OUTLET	Barb 1/2" or 5/8"
		Screen	HDPE		

## Specifications: Snap-On Filter

Dimensions Assembled	1/2", 5/8"	Material		Base/Connection Type	
LENGTH	5.3"	Body Snap-On Inlet	acetal		
WIDTH	1.3"	Body Filter & Sleeve Snap-On	polypropylene	INLET	Snap-On Connector
WEIGHT (approx.)	1.3 oz	Washer	TPV rubber	OUTLET	Barb 1/2" or 5/8"
		Screen	HDPE		



A compact valve box with 4 internal solenoid valves available to suit either 24Vac or 9Vdc latching irrigation controllers. Installation is easy and the eZyvalve4™ provides a trouble free way to distribute water in a micro irrigation system.

### Features

- Pre-assembled with no internal pipe connections.
- High strength UV stabilized materials.
- Includes cable seal and wire connectors.
- Water, dust and pest resistant.
- Textured non slip lid with o-ring seal and stainless steel screws.
- 3/4" MNPT threaded inlet and outlet connections.
- Patented (US patent 9936653) functionality.

### Applications

Landscape, home gardens, greenhouses and nurseries. Above or below ground installation.

### Performance Chart

Flow Rate (gpm)	Pressure Loss (psi)
3	5
4	9
5	14
6	20
7	27
8	34



eZyvalve4™ - 24 Vac



eZyvalve4™ - 9 Vdc Latch



### Ordering Information - eZyvalve4™

Type	Part Number	Pack Quantity	Packs Per Carton	Carton (lbs)
eZyvalve4™ Valve Box 4 Solenoid Valves 3/4" NPT -24 Vac	16615	1	5	12.3
eZyvalve4™ Valve Box 4 Solenoid Valves 3/4" NPT 9 Vdc Latch	16635	1	5	12.3

### Ordering Information - eZyvalve4™ Repair Kits

Type	Part Number	Pack Quantity	Packs Per Carton	Carton (lbs)
eZyvalve4™ 9 Vdc Solenoid Kit	16601	1	60	17.8
eZyvalve4™ Hardware Kit	16602	1	560	31.4
eZyvalve4™ 24 Vac Solenoid Kit	16603	1	60	17.8
eZyvalve4™ Diaphragm Kit (suits 24 Vac or 9 Vdc Solenoids)	16604	1	125	7.0

### Specifications

DIMENSIONS PACKAGED		CONNECTION TYPE	
HEIGHT	4.1 in	INLET	3/4" NPT
WIDTH	7.2 in		
DEPTH	7.2 in	OUTLET	3/4" NPT x 4 Outlets
WEIGHT (approx.) - 24 Vac	2 lbs 6 oz		
WEIGHT (approx.) - 9 Vdc	2 lbs 9 oz		

### OPERATING SPECIFICATIONS

FLOW	0.25 gpm - 8 gpm
PRESSURE - 24 Vac	3 psi - 180 psi
PRESSURE - 9 Vdc	3 psi - 108 psi
AMBIENT TEMPERATURE	35°F - 140°F
ELECTRICAL - 24 Vac	24 Vac, inrush current 291 mA, holding current 237 mA at 60 Hz
ELECTRICAL - 9 Vdc	9 Vdc, inrush current 1200 mA



# Valves

On/off devices to control the water flow in low pressure irrigation systems.

## Features

- Simple quarter turn operation and straight through flow.
- Operating range up to 45 psi.
- Green Back<sup>®</sup> cap for standard irrigation applications.
- Purple Back<sup>™</sup> cap for recycled water applications.

## Applications

Secondary zone water diversion and flow control.

Always install as an inline valve with tubes connected to both inlet and outlet.

ACCESSORIES



Vari-Flow<sup>™</sup> Valve  
barb x barb



Green Back<sup>®</sup> Valve



Purple Back<sup>™</sup> Valve



## Ordering Information - Vari-Flow<sup>™</sup> Valves

Type	Part Number	Pack Quantity	Packs Per Carton	Carton (lbs)
Vari-Flow <sup>™</sup> Valve barb x barb 0.18"	42155	50	50	14.8
Vari-Flow <sup>™</sup> Valve 10-32 UNF thread x 0.18" barb	42135	50	50	15.1
Vari-Flow <sup>™</sup> Valve thread x thread 10-32 UNF	42115	50	50	14.5

## Ordering Information - Green Back<sup>®</sup> Valves

Type	Part Number	Pack Quantity	Packs Per Carton	Carton (lbs)
Green Back <sup>®</sup> Valve 13mm - 1/2" (tube .520 ID)	45505	25	20	21.4
Green Back <sup>®</sup> Valve 14mm - 1/2" (tube .525 - .590 ID)	45575	25	20	21.4
Green Back <sup>®</sup> Valve 15mm - 1/2" (tube .580 - .590 ID)	45555	25	20	21.4
Green Back <sup>®</sup> Valve 16mm - 5/8" (tube .570 - .620 ID)	45515	25	20	23.6
Green Back <sup>®</sup> Valve 18mm (tube .660 - .720 ID)	45565	25	8	20.2
Green Back <sup>®</sup> Valve 19mm (tube .748 ID)	45525	25	8	22.3
Green Back <sup>®</sup> Valve 21mm - 3/4" (tube .810 - .820 ID)	45535	25	8	20.7
Green Back <sup>®</sup> Valve 25mm - 1" (tube 1.050 ID)	45545	20	4	15.7

## Ordering Information - Purple Back<sup>™</sup> Valves

Type	Part Number	Pack Quantity	Packs Per Carton	Carton (lbs)
Purple Back <sup>™</sup> Valve 13mm - 1/2" (tube .520 ID)	46505	25	20	21.4
Purple Back <sup>™</sup> Valve 16mm - 5/8" (tube .570 - .620 ID)	46515	25	20	23.6
Purple Back <sup>™</sup> Valve 21mm - 3/4" (tube .810 - .820 ID)	46535	25	8	20.7
Purple Back <sup>™</sup> Valve 25mm - 1" (tube 1.050 ID)	46545	25	3	14.7

## Specifications - Vari-Flow<sup>™</sup> Valves

Dimensions Assembled	Barb	Thread
HEIGHT	0.8"	0.8"
LENGTH	1.6"	1.6"
WIDTH	0.6"	0.6"
WEIGHT (approx.)	0.1 oz	0.1 oz
UV STABILIZED MATERIALS	BODY acetal KNOB HDPE	BODY acetal KNOB HDPE
BASE/CONNECTION TYPE	barb 0.18"	10-32 UNF thread

## Specifications - Green Back<sup>®</sup> and Purple Back<sup>™</sup> Valves

Dimensions Assembled	13mm, 14mm 15mm, 16mm	18mm, 19 mm, 21mm	25mm
HEIGHT	1.6"	2.4"	2.8"
LENGTH	3.2"	3.9"	4.9"
WIDTH	1.1"	1.6"	2.1"
WEIGHT (approx.)	0.64 oz	1.7oz (18mm) / 1.8oz (21mm)	2.9 oz
UV STABILIZED MATERIALS	BODY acetal STEM polypropylene COVER acetal	BODY acetal STEM polypropylene COVER acetal	BODY acetal STEM polypropylene COVER acetal
BASE/CONNECTION TYPE	barb	barb	barb



Threaded flow control valves for low pressure irrigation systems.

### Features

- 1/2" MNPT and 3/4" MNPT threaded options.
- Simple on-off operation and straight through flow.
- Operating pressure range up to 45 psi.
- Green Back® cap for standard irrigation applications.
- Purple Back™ cap for recycled water applications.

### Applications

Individual dripline control, tank valves, drain valves or where 1/2" MNPT or 3/4" MNPT connections are required.

### Ordering Information - Threaded Green Back® Valves 1/2" MNPT

Type	Part Number	Pack Quantity	Packs Per Carton	Carton (lbs)
Green Back® Valve 13 mm barb x 1/2" MNPT	49005	25	15	18.2
Green Back® Valve 14 mm barb x 1/2" MNPT	49015	25	15	18.3
Green Back® Valve 15 mm barb x 1/2" MNPT	49025	25	15	18.6
Green Back® Valve 16 mm barb x 1/2" MNPT	49035	25	15	19.3



Threaded Green Back® Valve  
1/2" MNPT



Threaded Purple Back™ Valve  
1/2" MNPT



Threaded Green Back® Valve  
3/4" MNPT



Threaded Purple Back™ Valve  
3/4" MNPT

### Ordering Information - Threaded Purple Back™ Valves 1/2" MNPT

Type	Part Number	Pack Quantity	Packs Per Carton	Carton (lbs)
Purple Back™ Valve 13 mm barb x 1/2" MNPT	49105	25	15	18.6
Purple Back™ Valve 14 mm barb x 1/2" MNPT	49115	25	15	18.6
Purple Back™ Valve 15 mm barb x 1/2" MNPT	49125	25	15	18.7
Purple Back™ Valve 16 mm barb x 1/2" MNPT	49135	25	15	19.3

### Ordering Information - Threaded Green Back® Valves 3/4" MNPT

Type	Part Number	Pack Quantity	Packs Per Carton	Carton (lbs)
Green Back® Valve 18 mm barb x 3/4" MNPT	46875	25	8	23.8
Green Back® Valve 21 mm barb x 3/4" MNPT	46895	25	8	23.3

### Ordering Information - Threaded Purple Back™ Valves 3/4" MNPT

Type	Part Number	Pack Quantity	Packs Per Carton	Carton (lbs)
Purple Back™ Valve 18 mm barb x 3/4" MNPT	46915	25	8	23.8
Purple Back™ Valve 21 mm barb x 3/4" MNPT	46935	25	8	23.3

### Specifications - Threaded Valves 1/2" MNPT & 3/4" MNPT

Dimensions Assembled	1/2" MNPT		3/4" MNPT	
HEIGHT	1.6"		2.4"	
LENGTH	3.2"		4.0"	
WIDTH	1.1"		1.6"	
WEIGHT (approx.)	0.83 oz		1.9 oz	
UV STABILIZED MATERIALS	BODY	acetal	BODY	acetal
	STEM	polypropylene	STEM	polypropylene
	COVER	acetal	COVER	acetal
	SEAL	TPV Elastomer	SEAL	TPV Elastomer
BASE/CONNECTION TYPE	1/2" MNPT thread x barb		3/4" MNPT thread x barb	



# Stakes



The Asta® Stake range provides a simple solution to the variety of spray heights needed in growing landscape and home gardens.


### Features

- Asta® Stakes are available in four sizes ranging from 8" to 21". 16" and 21" provide stability and extra height.
- Also suitable for use with flexible vinyl take-off tube for optimum versatility.
- Fits all .272" OD vinyl tubing or .300" PE Rigid Riser.
- Asta® Stake Adapter adapts 1/4" tubing to 10-32UNF threaded emitters and clips into Asta® Stakes.
- Asta® Clip Stake anchors micro tubing.
- Asta® Hold-Down Stake anchors mainline tubing.
- UV stabilized materials for long life.

### Applications

*Agricultural, landscape and home garden applications.*

ACCESSORIES



### Ordering Information - Asta® Stakes

Type	Part Number	Pack Quantity	Packs Per Carton	Carton (lbs)
Asta® Stake 8"	40885	25	28	22.2
Asta® Stake 12"	40875	25	24	28.4
Asta® Stake 16"	40895	25	12	20.1
Asta® Stake 21"	40905	25	10	20.8


### Ordering Information - Asta® Stake Adapter - to suit 10-32 UNF & 'Quick' threads

Type	Part Number	Pack Quantity	Packs Per Carton	Carton (lbs)
Asta® Stake Adapter 0.16"(F) x 0.18" barb	41005	50	50	6.0

### Ordering Information - Asta® Clip Stake

Type	Part Number	Pack Quantity	Packs Per Carton	Carton (lbs)
Asta® Clip Stake - 5 3/4" (fits tubing .225 - .275 OD)	43595	25	50	12.3

Micro Stake



### Ordering Information - Asta® Hold-Down Stake

Type	Part Number	Pack Quantity	Packs Per Carton	Carton (lbs)
Asta® Hold-Down Stake 7" (fits tubing 1/2" - 3/4" OD)	43615	25	24	18.0

### Ordering Information - Micro Stake

Type	Part Number	Pack Quantity	Packs Per Carton	Carton (lbs)
Micro Stake 0.16" (F) x 0.16" barb	53705	25	12	18.5



# Stake Assemblies



Complete assemblies available for time saving convenience.

## Features

- Pre-assembled with Rigid Risers or vinyl tubing for ease of installation.
- Adjustable control with Vari-Jet™ Asta® Stake Assembly.
- Micro Stake has a tube piercing point for hole punch installation of 1/4" Adapters on micro tube and a retainer hole to align and support micro tubing.
- UV stabilized materials for long life.

## Applications

Flowers and vegetable gardens and micro spray installations.

### Ordering Information - Vari-Jet™ 12" Asta® Stake Assembly w/12" Rigid Riser & 0.16" barb

Type	Part Number	Pack Quantity	Packs Per Carton	Carton (lbs)
360° Vari-Jet™ Asta® Stake Assembly	50325	25	12	21.0
180° Vari-Jet™ Asta® Stake Assembly	50315	25	12	21.0
90° Vari-Jet™ Asta® Stake Assembly	50305	25	12	21.0

### Ordering Information - 12" Asta® Stake with Asta® Stake Adapter

Type	Part Number	Pack Quantity	Packs Per Carton	Carton (lbs)
12" Asta® Stake with Asta® Stake Adapter	50345	25	20	25.4

### Ordering Information - Asta® Stake Assembly with 24" vinyl tubing & 0.16" barb

Type	Part Number	Pack Quantity	Packs Per Carton	Carton (lbs)
12" Asta® Stake Assembly with tubing	50365	25	8	21.8
21" Asta® Stake Assembly with tubing	50388	100	1	14.2

### Ordering Information - Asta® Stake Assembly with Vari-Flow™, 24" vinyl tubing & 0.16" barb

Type	Part Number	Pack Quantity	Packs Per Carton	Carton (lbs)
12" Asta® Stake Assembly w/Vari-Flow™ valve & tubing	50355	25	8	23.0

### Ordering Information - Asta® MM Stake Assembly with 36" vinyl tubing & 0.16" barb

Type	Part Number	Pack Quantity	Packs Per Carton	Carton (lbs)
Asta® MM Stake Assembly with 36" tubing	55455	25	10	22.0

### Ordering Information - Micro Stake Assembly with 36" vinyl tubing & 0.16" barb

Type	Part Number	Pack Quantity	Packs Per Carton	Carton (lbs)
Micro Stake Assembly with 36" tubing	54238	100	1	14.5



Vari-Jet™ Asta® Stake Assembly with 12" RR

Asta® Stake with Adapter

Asta® Stake Assembly with 24" tubing



Asta® MM Stake Assembly with tubing

Asta® Stake w/Vari-Flow™ Valve & tubing

Micro Stake Assembly with 36" tubing



# Rigid Risers



Rigid Risers are used throughout a micro irrigation system in conjunction with emitters and fittings.

## Features

- Available in four lengths - 6", 8", 12" and 18" in plain, barbed, threaded or 1/2" MNPT configurations.
- HDPE (HD) Risers suit all 10-32 UNF threaded emission devices including Shrubbler®, Bubbler, Spectrum™, Vari-Jets™, Jets and Rotor Spray™.
- Can be used in combination with Asta® Stakes or assembled with 1/2" MNPT adapter.
- Dimensions 0.160 ID x 0.300 OD.
- Operating pressure up to 50 psi.

## Applications

*Provides height extension to emitters in micro irrigation systems.*

ACCESSORIES

### Ordering Information - High Density (HD) Risers - Plain

Type	Part Number	Pack Quantity	Packs Per Carton	Carton (lbs)
Rigid Riser (HD) 6" plain	50115	100	10	8.7
Rigid Riser (HD) 8" plain	50125	100	10	11.2
Rigid Riser (HD) 12" plain	50135	100	10	16.1
Rigid Riser (HD) 18" plain	50145	100	10	26.1

### Ordering Information - High Density (HD) Risers with barbed 0.16" adapter

Type	Part Number	Pack Quantity	Packs Per Carton	Carton (lbs)
Rigid Riser (HD) 6" with barbed 0.16" adapter	50215	100	10	9.9
Rigid Riser (HD) 8" with barbed 0.16" adapter	50225	100	10	12.3
Rigid Riser (HD) 12" with barbed 0.16" adapter	50235	100	10	17.0
Rigid Riser (HD) 18" with barbed 0.16" adapter	50245	100	10	26.9

### Ordering Information - High Density (HD) Risers with "Quick" thread adapter

Type	Part Number	Pack Quantity	Packs Per Carton	Carton (lbs)
Rigid Riser (HD) 6" with "Quick" thread adapter	50715	100	10	10.0
Rigid Riser (HD) 8" with "Quick" thread adapter	50725	100	10	13.1
Rigid Riser (HD) 12" with "Quick" thread adapter	50735	100	10	17.9
Rigid Riser (HD) 18" with "Quick" thread adapter	50745	100	10	27.6

### Ordering Information - High Density (HD) Risers with 1/2" MNPT adapter

Type	Part Number	Pack Quantity	Packs Per Carton	Carton (lbs)
Rigid Riser (HD) 6" with 1/2" MNPT adapter	50085	50	10	8.0
Rigid Riser (HD) 8" with 1/2" MNPT adapter	50095	50	10	9.4
Rigid Riser (HD) 12" with 1/2" MNPT adapter	50065	50	10	12.1
Rigid Riser (HD) 18" with 1/2" MNPT adapter	50075	50	8	13.5



Rigid Riser Plain

Rigid Riser with barbed 0.16" adapter



Rigid Riser with "Quick" thread adapter

Rigid Riser with 1/2" MNPT adapter

# Mini Sprinkler Stakes



Rotor Stake™ and Sprinkler Adapters allow installation of mini sprinklers in agricultural and landscape installations.

## Features

- Rotor Stake™ and Adapters are available with 5 mm, 10 mm and 13 mm barb inlet.
- Rotor Stake™ has a tube piercing point for hole punch installation of 1/4" Adapters on micro tube.
- Rotor Stake™ has retainer hole to align and support micro tubing.
- Sprinkler Adapters for use with suitable mini sprinklers on trellis installation.
- Collar pipe Sprinkler Adapter available in 5 mm, 10 mm and 13 mm barb to suit 1.0" dia. uPVC or Galvanized pipe risers.
- Rod Stake Sprinkler Adapters suit 0.2" (5mm) OD fiberglass or steel rods.
- Robust design with UV stabilized materials for long field life.

## Applications

All stakes and Adapters suit Rotor Rain™ and industry 3/8" Male threaded micro sprinklers.

### Ordering Information - Rotor Stake™ with Barb Adapter

Type	Part Number	Pack Quantity	Packs per Carton	Carton (lbs)
Rotor Stake™ with 5 mm barb adapter	40555	25	6	11.2
Rotor Stake™ with 10 mm barb adapter	40515	25	6	11.4
Rotor Stake™ with 13 mm barb adapter	40535	25	6	11.7
Rotor Stake™ with 24" (5mm) tube & 0.16" barb adapter	50695	15	6	11.7

Rotor Stake™ for typical orchard or landscape installations

### Ordering Information - Sprinkler Adapter

Type	Part Number	Pack Quantity	Packs per Carton	Carton (lbs)
Sprinkler Adapter 3/8" Female Thread x 5 mm	40755	50	40	15.0
Sprinkler Adapter 3/8" Female Thread x 10 mm	40715	50	34	14.7
Sprinkler Adapter 3/8" Female Thread x 13 mm	40735	50	30	13.6

Sprinkler Adapter for typical trellis wire installations

### Ordering Information - Collar Pipe Sprinkler Adapter 3/8" BSPF

Type	Part Number	Pack Quantity	Packs per Carton	Carton (lbs)
Collar Pipe Sprinkler Adapter with 5 mm barb	40655	50	10	12.1
Collar Pipe Sprinkler Adapter with 10 mm barb	40615	50	10	12.3
Collar Pipe Sprinkler Adapter with 13 mm barb	40635	50	10	12.8

Collar Pipe Sprinkler Adapter for 1.0" OD uPVC or Galvanized riser installations (26.7 mm OD)

### Ordering Information - Rod Stake Sprinkler Adapter

Type	Part Number	Pack Quantity	Packs per Carton	Carton (lbs)
Rod Stake Sprinkler Adapter 3/8" Female x 5 mm	40815	50	35	15.6
Rod Stake Sprinkler Adapter 3/8" Female x 10 mm	40855	50	24	12.3

Rod Stake Sprinkler Adapter for 0.2" (5mm) OD Fiberglass or Steel rod riser installations



Rotor Stake™

Rotor Stake™ with 24" Tube and Adapter



Sprinkler Adapter



Collar Pipe Sprinkler Adapter



Rod Stake Sprinkler Adapter



# Tubing



Tubing is used throughout a micro irrigation system in conjunction with micro emitters and fittings.

### Features

- Mainline tubing supplied in 50 ft lengths.
- Distribution tubing supplied in 50 ft, 100 ft and 1,000 ft lengths.
- UV stabilized materials for long life.

### Applications

*Suitable for all micro irrigation applications.*

ACCESSORIES



Mainline Tubing



Distribution Tubing

### Ordering Information - Mainline Tubing

Type	Part Number	Pack Quantity	Packs Per Carton	Carton (lbs)
1/2" Mainline Tubing LDPE. 50 ft .520 ID x .620 OD (Fittings - 13 mm)	51072	1	5	10.8
5/8" Mainline Tubing LDPE. 50 ft .600 ID x .700 OD (Fittings - 16 mm)	51082	1	4	10.9

### Ordering Information - Distribution Tubing

Type	Part Number	Pack Quantity	Packs Per Carton	Carton (lbs)
1/4" Distribution Tubing Vinyl 50 ft .150 ID x .225 OD	51032	1	15	10.9
1/4" Distribution Tubing Vinyl 100 ft .150 ID x .225 OD	51035	1	10	15.1
1/4" Distribution Tubing Vinyl 1000 ft .150 ID x .225 OD	51036	1	2	30.0
1/4" Distribution Tubing Vinyl 1000 ft .140 ID x .272 OD (for Asta® Assemblies)	50918	1	1	29.3

\* 24" and 36" cut lengths available upon request



# Drip Mate® Micro Irrigation Kits



The Drip Mate® Kits come complete with instructions and all of the essential micro drip components needed to install an efficient drip irrigation system.

## Features

- Kits connect directly to a hose faucet or can be adapted to an existing sprinkler system.
- The Sprinkler Conversion Kit converts an existing 1/2" irrigation riser to drip irrigation.
- Minimal assembly required for maximum efficiency.
- Instructions provided for easy installation.
- UV stabilized materials for long life.

## Applications

Home and landscaped gardens, container plants, nurseries and flower beds.

## Ordering Information - Drip Mate® Starter Kits

Type	Part Number	Packs Per Carton	Carton (lbs)
Drip Mate® Drip Kit with Shrubber® 360°	81495	5	21.4
Drip Mate® Spray Kit with Spectrum™ 360°	82095	5	21.4

### System Components Include:

- 50 feet 1/2" Mainline Tubing LDPE .520ID x .620 OD
- 50 feet of 1/4" Distribution Tubing
- 25 Shrubber® 360° Spike Adjustable Flow
- or
- 25 Spectrum™ 360° Spike Adjustable Flow
- Snap-On Tap Adapter
- Snap-On Filter
- Ratchet Clamp
- Figure 8 End Closure (2)
- Goof Plug (Rack of 10)
- Key Punch™
- Elbow
- Tee



Drip Mate® Starter Kit

## Ordering Information - Potstream® Kit

Type	Part Number	Packs Per Carton	Carton (lbs)
PotStream® Kit	81455	10	6.7

### System Components Include:

- 25 feet of 1/4" Distribution Tubing
- 5 Potstream® Adjustable Flow
- 5 Tidy Bow™ Elbows
- 5 0.16" Tees
- 1 Faucet Connector



Potstream® Kit

## Ordering Information - Drip Mate® Professional Drip Kit

Type	Part Number	Packs Per Carton	Carton (lbs)
Drip Mate® Professional Drip Kit	83495	4	15.9

### System Components Include:

- 50 feet 5/8" Mainline Tubing .600 ID x .700 OD
- 50 feet of 1/4" Distribution Tubing
- 25 Shrubber® 360° Spike Adjustable Flow
- Snap-On Tap Adapter
- Snap-On Filter
- Ratchet Clamp
- Figure 8 End Closure (2)
- Goof Plug (Rack of 10)
- Key Punch™
- Elbow
- Tee



Drip Mate® Professional Drip Kit

## Ordering Information - Drip Mate® Sprinkler Conversion Kit

Type	Part Number	Packs Per Carton	Carton (lbs)
Drip Mate® Sprinkler Conversion Kit	81305	5	9.9

### System Components Include:

- 9-Outlet Pressure Regulating Micro Manifold w/plugs
- 100 feet of 1/4" Distribution Tubing
- 9 Shrubber® 360° Spike Adjustable Flow



Drip Mate® Sprinkler Conversion Kit



# Installation Tools



Range of multi functional hand tools to punch holes, insert 1/4" barbed emitters and fittings and cut LDPE tubing. The all new Socket Driver is an accessory product to support the installation or servicing of Rotor Rain™ Plus Mini Sprinklers into threaded adapters, risers and stakes.

### Features

- Socket Driver is assembly tool for Rotor Rain™ Plus and Rotor Rain™. Fits into any drill. Simply slip Socket Driver over sprinkler head for quick and easy installation.
- Key Punch™ makes 0.12" hole in tubing and has a hexagonal base to install and remove spray jets and interchange their caps.
- Miracle Punch makes 0.18" hole in 1/2" to 3/4" LDPE tubing.
- 2 in 1 Punch & Cutter suitable for cutting CVT and LDPE tubing up to 3/4" OD and punching holes into 1/2" and 3/4" LDPE for the installation of Drippers, Sprays, Rigid Risers and micro fittings.

### Applications

Suitable for all micro irrigation applications.

ACCESSORIES



Key Punch™



Miracle Punch



2 in 1 Punch & Cutter



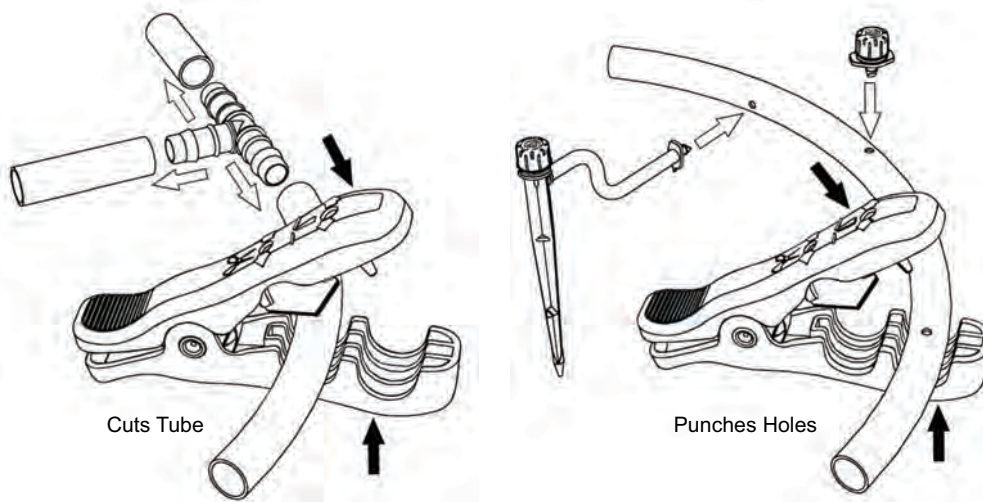
Hole Punch 7.5 mm  
(for LDPE Take-Off Fittings)



Socket Driver for  
Rotor Rain™ Plus

### Ordering Information - Installation Tools

Type	Part Number	Pack Quantity	Packs Per Carton	Carton (lbs)
Key Punch™	42315	25	50	11.4
Miracle Punch	50038	1	25	4.7
2 in 1 Punch & Cutter	42378	1	95	18.9
Hole Punch 7.5 mm (for LDPE Take-Off Fittings)	51898	1	50	7.5
Socket Driver for Rotor Rain™ Plus	51909	1	180	37.9



Cuts Tube

Punches Holes

2 in 1 Punch & Cutter

### Socket Driver for Rotor Rain™ Plus

Using a low speed torque controlled drill, simply slip Socket Driver over sprinkler head for easy installation into stakes and risers





Antelco Corporation warrants to its trade customers that its products will be free from original defects in material and workmanship for a period of one year from date of delivery.

Within the warranty period and upon due notice and delivery of defective products to Antelco Corporation, Antelco Corporation agrees to repair or replace only product determined by Antelco to be defective. In no event shall Antelco Corporation be liable for payment of any charges or expenses other than the cost of performing its obligation to repair or replace at Antelco's sole discretion in accordance with this basic commercial warranty.

Misuse, neglect or unauthorized repairs shall void this warranty.

The warranty is expressly limited to Antelco Corporation products only.

Antelco Corporation products are for use in outdoor irrigation applications only, therefore Antelco Corporation shall not be liable for incidental or consequential damages of any nature. Antelco Corporation's sole liability shall be for the repair or replacement of defective parts at Antelco's sole discretion pursuant with this warranty.

This warranty applies only to Antelco Corporation products and expressly does not apply to any product used in conjunction with Antelco Corporation products.

Antelco Corporation makes no other warranties expressed or implied. No agent, distributor, representative, or anyone else has the authority to waive, alter, or add to the printed provisions of this warranty, to make any representation or warranty not contained herein, or to extend this warranty to anyone other than the original user. Antelco reserves the right to redesign or modify its products without incurring further liability.

## Order Acceptance

We reserve the right to accept or reject any order. Possession of Antelco Corporation's catalog or price list does not constitute an offer to sell nor a right to purchase.

## Credit

A signed Antelco Corporation credit application is required prior to an account being reviewed for credit approval or discount eligibility. COD may be requested for accounts with credit applications in process.

## Terms

Approved credit applications will receive terms of 2% 10 days/ Net 30 days unless specified otherwise. Past due thereafter. Accounts may be placed on hold or terms revoked due to unsatisfactory payment.

## Late Charges

A late charge, equal to 5% over the current Federal Reserve Bank Discount Rate, will automatically be assessed on all past due accounts.

## Minimum Order

Minimum order amount is \$100.00 net. Any order not meeting \$100.00 net will be charged a \$15.00 minimum order handling fee.

## Freight

Ground freight will be prepaid in the continental US on orders over \$1,500.00 net; Carrier of our choice. Freight will be prepaid and added on all orders under \$1,500.00 net.

## Drop Shipments

A \$5.00 fee will be charged on all drop shipments.

## Returned Merchandise

No returns accepted after 90 days or without prior approval and a Returned Goods Acceptance issued. Returned goods are subject to a 20% restocking fee. All returned shipments must be freight prepaid. Credit will not be given for obsolete or shopworn equipment. Returned products must be in re-sellable Antelco packaging. Special order items may not be returned for credit.

## Delivery

Delivery estimates are made in good faith and are subject to government restrictions, failure by our suppliers to deliver, fires, strikes or other causes beyond our control.

## Shortages

Claims for shortages or errors in shipping must be in writing and will not be recognized after seven days from the date of delivery.

## Pricing

We reserve the right to change prices without notice. We will dispatch goods at the current price. Customers may request confirmation of current prices when ordering.

## Other Conditions of Sales

The laws of Florida apply to all Antelco Corporation contracts and commercial dealings. When you deal with Antelco Corporation you will be understood to agree to that.

State and local laws vary widely on the subject of commercial credit interest and late charges. The Federal Usury Preemption Law currently in effect will apply to all Antelco Corporation transactions wherever applicable.

This catalogue has been printed using vegetable-based inks by an ISO14001:2015 certified printer using FSC Mix paper produced from responsible sources. Forest Stewardship Council® [www.fsc.org](http://www.fsc.org)





**Antelco USA**  
**Antelco Corporation**  
**Sales & Marketing, Orders & Warehouse**  
886 Waterway Pl,  
Longwood,  
Florida 32750 USA  
+1 407 331 0699  
info@antelco.com

**Antelco Australia**  
**Antelco Pty Ltd** *ABN 50 008 062 708*  
**Sales & Marketing, Orders & Warehouse**  
**Research & Development**  
PO Box 95, 131 Tolley Rd,  
St Agnes SA 5097 Australia  
+61 8 8334 4333  
adelaide@antelco.com.au

**Antelco Europe**  
**Antelco UK Limited**  
**Sales & Marketing, Orders & Warehouse**  
17a Chartmoor Rd,  
Leighton Buzzard,  
Bedfordshire LU7 4WG UK  
+44 152 585 9990  
orders@antelco.co.uk